

Grand Ledge Area Emergency Services Authority

Regular Meeting Agenda

March 16, 2026

6:00 pm

Meeting will be at

500 N. Clinton St. Grand Ledge MI, 48837

Training Room, Grand Ledge Fire Department

- I. **Roll Call of Authority Board** – Chairperson Don Willems, Vice Chairperson Keith Mulder, Treasurer Janet Schultz, Secretary Rick Lantz, Trustee Robert Stahelin II
- II. **Pledge of Allegiance**
- III. **Audience Participation** – Any person (s) attending may comment on any subject. All presentations before the Authority Board shall be limited to five minutes per individual presentation.
- IV. **Approval of Consent Agenda** – The Authority Board approves items listed on the consent agenda by a single roll call vote without debate. If the Authority Board desires to debate any item listed on the consent agenda, it may remove the item and place it on the regular agenda for consideration in due order.
 - A. **Motion** – To approve the February 16, 2026, Regular Authority Board Meeting Minutes.
- V. **Approval of Regular agenda** – The Authority Board may remove any item or add any item to the regular agenda.
 - A. **Motion** – To approve the March 16, 2026, Regular Authority Board Meeting Agenda
- VI. **Committee and Board Reports** – Fire Authority Board members and staff may report on discussions and actions of committees and boards.
 - A. **Building Committee** – Veridus update – Katie Jacobs
 - B. **Finance Committee** –
 - C. **Truck/Equipment Replacement Committee** -
 - D. **Public Education Committee** – Brett
 - E. **Personnel Committee** –

- VII. **Fire Chief/Staff Reports** – The Authority board may receive reports from the Chief, staff members, or contractors.
- A. Monthly Run Activity
 - 1. Second St. fire
 - 2. Heart Safe City
 - 3.
 - B. Vehicle Report
- VIII. **Old Business** – The Authority board discusses any business unfinished from a previous meeting
- IX. **New Business** – The Authority Board may bring up for discussion any business not previously debated and may act or not act on the item(s) indicated.
- A. Financial transactions and bills.
 - 1. Feb. 1, 2026 – Feb. 28, 2026
 - B. Motion – To authorize Fire Chief to remove Tom Campbell from all Dart Bank Accounts.
 - C. Resolution # 04-2026 A RESOLUTION AUTHORIZING THE GLAESA BOARD TO EXPEND FUNDS FOR THE COSTS ASSOCIATED WITH THE MAY 5, 2026, SPECIAL ELECTION REGARDING THE FIRE STATIONS BOND PROJECT.
- X. **Audience Participation** – any person (s) attending may comment on any subject. All presentations before the Authority board shall be limited to five minutes per individual presentation.
- XI. **Communications from Authority Board members.**
- XII. **Closed session** – the Open Meetings Act allows the Authority board to discuss certain subjects without the presence of the public. The Authority Board may request a staff member or any other person the Authority Board determines to be necessary to attend the closed session. Once the closed session has ended, the Authority Board will resume the regular meeting.
- XIII. **Adjournment** – when the Fire Authority Board has completed all items listed on the approved agenda, it may not take any further action until its next regular meeting or a special meeting. If the time is significantly late and items remain on the approved agenda, the presiding officer may ask for a motion to adjourn the meeting to another specific date, time, and place at which to resume and complete the approved agenda.

**GRAND LEDGE AREA EMERGENCY SERVICES AUTHORITY
MEETING**

FEBRUARY 16, 2026

6:00 p.m.

AT 500 N. CLINTON STREET, GRAND LEDGE, MICHIGAN 48837

1. Roll Call: Present: Chairman Willems, Secretary Lantz, Treasurer Schultz Vice Chair Mulder, Trustee Stahelin, Chief Roman. Also, Present were Members of Glaesa, the Township, Mr. Gilespie and Katie Jacobs representing Veridus.
2. Pledge of Allegiance was given.
3. Audience Participation. There was none.
4. Approval of Consent Agenda: Motion was made to approve the December 22, 2026 Closed Session Minutes by Mr. Stahelin and supported by Mr. Lantz. Motion Carried. Motion was made to approve the Minutes of January 19, 2026 Meeting by Mr. Mulder and supported by Mrs. Schultz. Motion Carried. Motion was made to approve February 2, 2026 Special Meeting by Mr. Mulder and supported by Mr. Stahelin. Motion Carried.
5. Approval of Regular Agenda. Motion was made by Mr. Lantz and supported by Mrs. Schult, Motion Carried.

6. Committee and Board Reports:

- A. Building Committee: Veridus Update was presented by Katie Jacobs. She said we would be looking at the update on the satellite Station Site, the Survey, the schedule and the Budget and Board Approval of the Election Costs at this Meeting.

She reviewed the General Project Update. Including Building Committee Meetings which will be held less often now. Design Meetings, Bond Team Meeting, and the Ballot Deadline, also a Survey Status from Jason at ETC, Phase 2 ESA Report which showed no contamination at the Hartel Road Property. Geotech exploration and Community Out Reach and Education Team as well as the Project Team Work Scope.

She discussed Making a decision on the Site for the Satellite Station and the pre-engineered building for the Satellite Station.

Mr. Mulder let the Board know that there has been some discussion at the city regarding the present site for a satellite station. Katie said we would like to have a decision on the site for the satellite before the ballots go out.

Mr. Lantz asked for clarification on what a pre-engineered building actually is. Mr. Gillespie said that they are commonly used in building today and it simply means the building is pre-engineered and brought to the site and re-constructed. It is not a pole barn, but it could be. They both said it was very attractive and you would not know that it was pre-engineered.

Chief Roman asked when we need to have a decision on the location of the satellite station. Mr. Lantz said he felt that there was more support from the neighbors in the surrounding area for the current site than the Industrial Park site. Mr. Stahelin wondered if we could accomplish a decision at the next Meeting for the location of the Satellite Station, Mr. Gillespie said possibly a letter of agreement from the city or some type of agreement. The next Meeting is March 16, 2026. He noted that Absentee Ballots will be available March 26 and will be mailed the week after that. Mr. Lantz felt that an agreement should be accomplished in a month. Mr. Gillespie noted that a decision from the City was needed as soon as possible.

Mr. Gillespie told the Board that they will be forming informational groups and setting up a web site with frequently asked question and a property tax cost calculator. There was discussion on an informational mailing, post card type. Mr. Gillespie also said fact sheets here at the station, City Hall and the Township Hall will help. He asked about the Saint Patrick Day Parade, Chief said the Department will be in it. Also, the Department will be holding an open house March 14, 2026 and will put up a Banner.

Mr. Willems asked about Door to Door, Mr. Gillespie said since covid people are not receptive to it. Mr. Willems asked about phone calls. Mr. Stahelin discussed pre-bond costs and what was allowed to be charged. Mr. Gillespie noted that Corporations can donate. He also noted that Absentee Voters are a large percentage of the voters in any election.

Katie Jacobs moved on with the presentation discussing Scope and Schedule. She noted that there is \$6,200.00 of the original \$45,000.00 Budget for pre-bond costs left she also noted that there are updated costs for Bakertilley and Miller Canfield. And Election Costs not to exceed \$20,000.00, and Additional Williams Costs not to exceed \$7,000.00. The Schedule is Fire Department send out factual information, March 26, Absentee Ballots arrive, May 5, 2026 Election

7. Fire Chief / Staff Reports.

A. Monthly Run Activity: EMS total runs 185 Fire Runs Total

1. Chief Roman discussed the anniversary of the MSU shootings and the Active shooter incident in Delta Township and how the Department had taken part in assisting with them and how proud he was of them. He said that the Department had done a great job.
2. Vehicle Report: The new Ambulance should be in service this week.

8. Old Business:

A. No action.

9. New Business:

Financial Transactions for January 1, 2026 thru January 31, 2026 Motion to pay the bills as presented was made by Mr. Lantz and supported by Mr. Stahelin. Motion Carried.

1. Audience Participation: Mr. Weaver discussed the use of the current site and said he did not want it to look like the City put the decision upon the Board. He discussed transparency in the Grand Ledger decision.

2. Communications from the Board. Mr. Stahelinl said he was glad to see Glaesa and Charlotte respond to the Active Shooter situation at Delta. Mr. Mulder said the Grand Ledge decision would be transparent.

10 There was no Closed Session:

11 Motion to adjourn was made by Mr. Lantz and supported by Mr. Stahelin Lantz, at 7:05 p.m. Motion Carried.

Minutes respectfully submitted by Jan Schultz.

APPROVED:

Mr. Don Willems, Chairman

Mr. Rick Lantz, Secretary



**Grand Ledge Area
Emergency Service Authority**

500 N. Clinton Street, Grand Ledge, Michigan 48837
Phone (517) 627-1157 • Fax (517) 627-0417

**Grand Ledge Area Emergency Services Authority
Resolution # 04-202**

A RESOLUTION AUTHORIZING THE GLAESA BOARD TO EXPEND FUNDS FOR THE COSTS ASSOCIATED WITH THE MAY 5, 2026, SPECIAL ELECTION REGARDING THE FIRE STATIONS BOND PROJECT.

WHEREAS, the Grand Ledge Area Emergency Services Authority (GLAESA), is a public body corporate duly organized under the provisions of Public Act 57 of 1988, and is governed by the provisions of the Articles of Incorporation and By Laws adopted October 16, 2001, allowing to purchase, acquire and/or lease certain equipment and other property for the benefit of the Authority and its inhabitants and to enter into contracts with respect thereto; and

WHEREAS, the Governing Board of the GLAESA Authority has determined that a true and legitimate need exists to authorize the GLAESA Board to expend funds for costs associated with the May 5, 2026, Special Election regarding the Fire Stations Bond Project; and

WHEREAS, the Board deems it to be in the best interest of the Authority and necessary for the efficient and effective administration of its affairs to authorize the expenditure of such funds.

NOW, THEREFORE, BE IT RESOLVED AS FOLLOWS:

The GLAESA Board hereby authorizes the expenditure of funds in an amount not to exceed Twenty Thousand Dollars (\$20,000) for costs associated with the May 5, 2026, Special Election regarding the Fire Stations Bond Project. Such expenditures shall include costs associated with the administration of the election by the City of Grand Ledge and Oneida Charter Township.

We certify that this is a true copy of the Resolution passed by the Grand Ledge Area Emergency Services Authority Board on March 16, 2026.

Ayes: _____


Nays: _____

Absent: _____

Don Willems, Chairman

Rick Lantz, Secretary

Supporting the City of Grand Ledge and Oneida Township.
The future is in the hands of our citizens.



Grand Ledge Area Emergency Services Authority

*May 2026 Bond Proposal Summary &
Financial Frequently Asked Questions "FAQs"*

02/12/2026



1000 Town Center, 27th Floor
Southfield, MI 48075
www.bakertilly.com

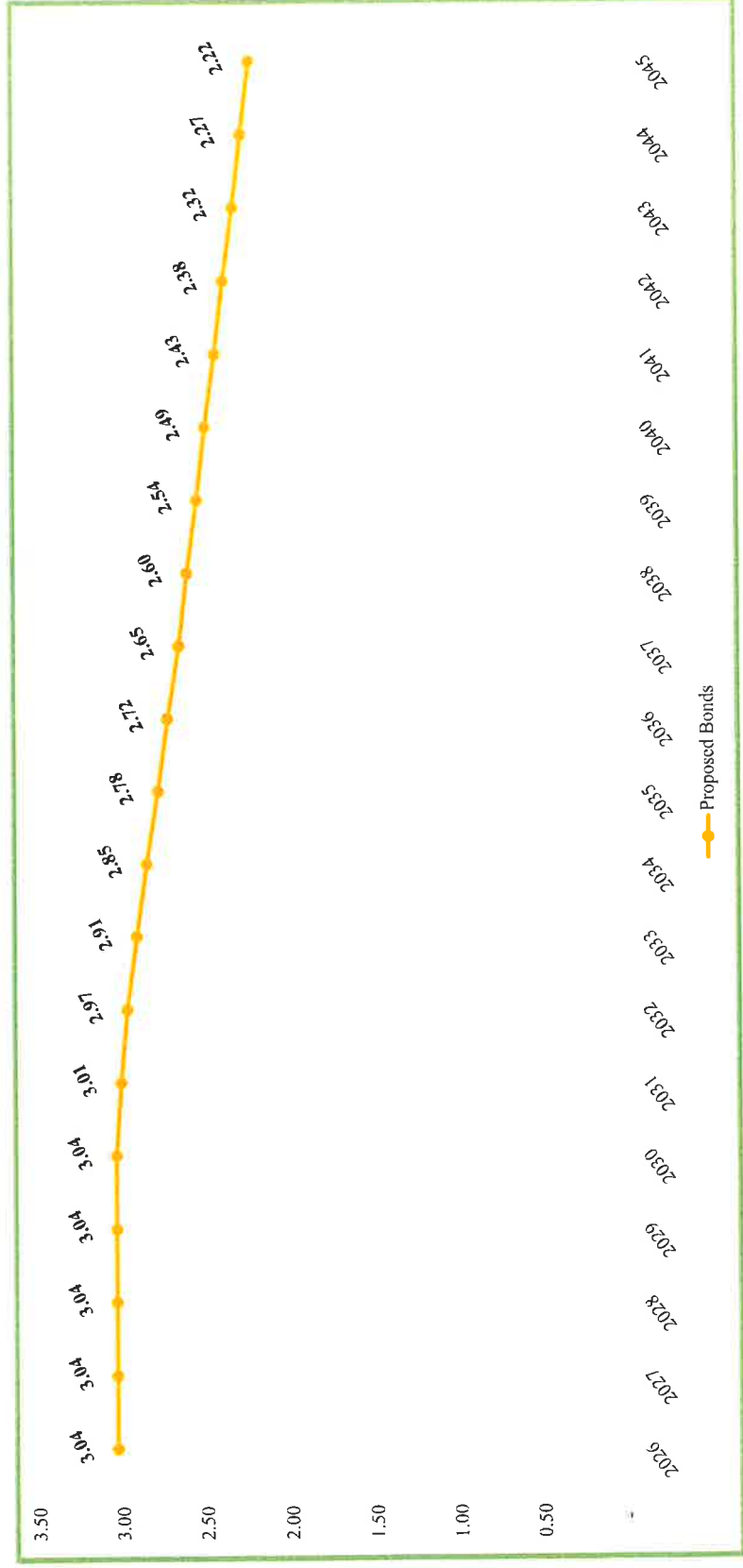
Summary Of Capital Improvement Plan

<u>Bonds issue year</u>	Total Proposal
<u>Estimated uses of funds</u>	
Construction deposit	22,500,000
Underwriter's discount allowance	225,900
Bond issuance/election costs	182,954
Less estimated interest income	(318,854)
Totals	<u>\$22,590,000</u>

<u>Bond millage rate difference</u>	2026	2025	Difference
Proposed bonds	3.04	-	3.04
Existing bonds	-	-	-
Total	<u>3.04</u>	<u>-</u>	<u>3.04</u>
Annual difference - \$100,000 market value/ \$50,000 taxable value property			<u>\$152.00</u>
Monthly difference			<u>\$12.67</u>

Estimated Proposed Bond Millage Rates

(Assumes Taxable Value Growth of 2.25%)



Estimated Bond Principal Balance & Bond Millage Rate

As of June 30th	Estimated Bonds Principal Balance			Estimated Bonds Millage Rate		
	Existing Bonds Principal Balance	Proposed Bonds Principal Balance	Total Existing and Proposed Principal Balance	Existing Bonds Millage	Proposed Bonds Millage	Total Bonds Millage
2026	\$0	\$0	\$0	-	-	-
2027	-	22,590,000	22,590,000	-	3.04	3.04
2028	-	22,365,000	22,365,000	-	3.04	3.04
2029	-	21,715,000	21,715,000	-	3.04	3.04
2030	-	21,000,000	21,000,000	-	3.04	3.04
2031	-	20,220,000	20,220,000	-	3.04	3.04
2032	-	19,370,000	19,370,000	-	3.01	3.01
2033	-	18,460,000	18,460,000	-	2.97	2.97
2034	-	17,495,000	17,495,000	-	2.91	2.91
2035	-	16,490,000	16,490,000	-	2.85	2.85
2036	-	15,440,000	15,440,000	-	2.78	2.78
2037	-	14,345,000	14,345,000	-	2.72	2.72
2038	-	13,200,000	13,200,000	-	2.65	2.65
2039	-	12,005,000	12,005,000	-	2.60	2.60
2040	-	10,750,000	10,750,000	-	2.54	2.54
2041	-	9,435,000	9,435,000	-	2.49	2.49
2042	-	8,055,000	8,055,000	-	2.43	2.43
2043	-	6,605,000	6,605,000	-	2.38	2.38
2044	-	5,080,000	5,080,000	-	2.32	2.32
2045	-	3,475,000	3,475,000	-	2.27	2.27
2046	-	1,785,000	1,785,000	-	2.22	2.22

Estimated Difference In Annual Tax Bill

Market Value	Taxable Value	Millage Increase	Annual Increase	Monthly Increase
45,000	22,500	3.04	\$68.40	\$5.70
50,000	25,000	3.04	76.00	6.33
55,000	27,500	3.04	83.60	6.97
60,000	30,000	3.04	91.20	7.60
65,000	32,500	3.04	98.80	8.23
70,000	35,000	3.04	106.40	8.87
75,000	37,500	3.04	114.00	9.50
80,000	40,000	3.04	121.60	10.13
85,000	42,500	3.04	129.20	10.77
90,000	45,000	3.04	136.80	11.40
95,000	47,500	3.04	144.40	12.03
100,000	50,000	3.04	152.00	12.67
105,000	52,500	3.04	159.60	13.30
110,000	55,000	3.04	167.20	13.93
115,000	57,500	3.04	174.80	14.57
120,000	60,000	3.04	182.40	15.20
125,000	62,500	3.04	190.00	15.83
130,000	65,000	3.04	197.60	16.47
135,000	67,500	3.04	205.20	17.10
140,000	70,000	3.04	212.80	17.73
145,000	72,500	3.04	220.40	18.37
150,000	75,000	3.04	228.00	19.00
155,000	77,500	3.04	235.60	19.63
160,000	80,000	3.04	243.20	20.27
165,000	82,500	3.04	250.80	20.90
170,000	85,000	3.04	258.40	21.53
175,000	87,500	3.04	266.00	22.17
180,000	90,000	3.04	273.60	22.80
185,000	92,500	3.04	281.20	23.43
190,000	95,000	3.04	288.80	24.07
195,000	97,500	3.04	296.40	24.70

Market Value	Taxable Value	Millage Increase	Annual Increase	Monthly Increase
200,000	100,000	3.04	\$304.00	\$25.33
205,000	102,500	3.04	311.60	25.97
210,000	105,000	3.04	319.20	26.60
215,000	107,500	3.04	326.80	27.23
220,000	110,000	3.04	334.40	27.87
225,000	112,500	3.04	342.00	28.50
230,000	115,000	3.04	349.60	29.13
235,000	117,500	3.04	357.20	29.77
240,000	120,000	3.04	364.80	30.40
245,000	122,500	3.04	372.40	31.03
250,000	125,000	3.04	380.00	31.67
255,000	127,500	3.04	387.60	32.30
260,000	130,000	3.04	395.20	32.93
265,000	132,500	3.04	402.80	33.57
270,000	135,000	3.04	410.40	34.20
275,000	137,500	3.04	418.00	34.83
280,000	140,000	3.04	425.60	35.47
285,000	142,500	3.04	433.20	36.10
290,000	145,000	3.04	440.80	36.73
295,000	147,500	3.04	448.40	37.37
300,000	150,000	3.04	456.00	38.00
305,000	152,500	3.04	463.60	38.63
310,000	155,000	3.04	471.20	39.27
315,000	157,500	3.04	478.80	39.90
320,000	160,000	3.04	486.40	40.53
325,000	162,500	3.04	494.00	41.17
330,000	165,000	3.04	501.60	41.80
335,000	167,500	3.04	509.20	42.43
340,000	170,000	3.04	516.80	43.07
345,000	172,500	3.04	524.40	43.70
350,000	175,000	3.04	532.00	44.33

Ballot Language

Grand Ledge Area Emergency Services Authority Bond Proposal

Shall the Grand Ledge Area Emergency Services Authority, County of Eaton, Michigan, borrow the principal sum of not to exceed Twenty-Two Million Five Hundred Ninety Thousand Dollars (\$22,590,000) and issue its general obligation unlimited tax bonds, in one or more series, payable in not to exceed twenty (20) years from the date of issue of each series, for the purpose of paying the cost to acquire, construct, furnish and equip two new fire stations, together with site improvements, including interests in land, necessary rights-of-way and appurtenances and attachments thereto?

YES

NO

If approved, the estimated millage to be levied in 2026 is 3.04 mills (\$3.04 per \$1,000 of taxable value) and the estimated simple average annual millage rate required to retire the bonds is 2.74 mills (\$2.74 per \$1,000 of taxable value).

Ballot Language FAQs

Question: In the ballot language, the first paragraph states a not to exceed figure of \$22,590,000 of general obligation unlimited tax bonds, what does this mean?

Answer: If this bond proposal is approved by voters, the maximum amount of bonds to be issued can be no greater than \$22,590,000.

Question: In the ballot language, it states that the estimated millage that will be levied in 2026 to pay the proposed bonds in the first year is 3.04 mills, what does this mean?

Answer: This means that the allocated bond millage for this proposal to be levied in the first year (2026) is 3.04 mills. (3.04 mills new bonds + 0.00 mills existing bonds = 3.04 total estimated 2026 millage rate)

Question: Is there an estimated increase in the bond millage rate in this bond proposal?

Answer: Yes, the bond millage rate is estimated to increase by 3.04 mills (0.00 – 3.04). For a \$100,000 market value/\$50,000 taxable value home, this equates to an estimated increase of \$152.00 per year or \$12.67 per month.

	2026	2025	Difference
Proposed bonds	3.04	-	3.04
Existing bonds	-	-	-
Total estimated bond millage rate	3.04	-	3.04

Ballot Language FAQs

Question: In the ballot language it states that the maximum number of years any series of bonds may be outstanding, exclusive of refunding, is not more than 20 years, what does this mean?

Answer: The authority plans to issue the bonds in 1 series, in 2026. This bond series would have a length of 20 years or shorter.

Question: In the ballot language it states that estimated simple average annual millage that will be required to retire each bond series is 2.74 mills annually, what does this mean?

Answer: This means that over the entire life of the bond proposal (1 bond series) that the average annual bond millage rate is estimated to be 2.74 mills.

Question: When would the millage for this proposal first be levied?

Answer: On the December 1, 2026 property tax bill.

Other Financial FAQs

Question: Is the authority going to immediately issue \$22,590,000 of bonds?

Answer: Yes. The bonds are proposed to be issued in 1 series (2026).

Question: Is the bond millage rate estimated to be the same for the entire life of the bond proposal?

Answer: No, the bond millage rate is estimated to remain at 3.04 mills through 2030, thereafter it is estimated to decline due to bond repayment and taxable value growth.

Question: What are the present 5 year and 10-year historical taxable value growth averages for the authority? What taxable value growth assumptions are being utilized to estimate the proposed bond millage rate?

Answer: The present 5-year historical taxable value growth rate for the authority is 5.70%. The present 10-year average taxable value growth rate is 4.50%. For years 2026 through 2045, a 2.25% taxable value growth assumption has been used.

Other Financial FAQs

Question: Are there property tax exemptions to anyone of any kind?

Answer: If a business has been granted an Industrial Facilities Tax ("IFT") credit then only half of the taxable value is subject to the bond millage. The business would need to verify if some of the taxable value has been designated for the IFT credit.

One item a community member could research is the Michigan Homestead Property Tax Credit. The Michigan Homestead Property Tax Credit is a method through which some taxpayers can receive a credit for an amount of their property tax that exceeds a certain percentage of their household income. This program establishes categories under which homeowners or renters are eligible for a Homestead Property Tax Credit. We would recommend that community members consult their tax provider to determine if they are eligible for this tax credit.

Question: Are businesses and second homes (non-homestead) and primary homes (homestead) treated the same regarding bond millage?

Answer: Yes, businesses and second homes (non-homestead) and primary homes (homestead) are treated the same regarding bond millage.



**2026 Grand Ledge Area
Emergency Services
Authority Community
Survey
Findings Report**

March 2026



Contents

Executive Summary	i
Section 1: Charts and Graphs	1
Section 2: Crosstabs by Age of Respondents	13
Section 3: Crosstabs by Area	22
Section 4: Crosstabs by Years Lived in Area—Grand Ledge	31
Section 5: Crosstabs by Years Lived in Area—Oneida	40
Section 6: Overall Tabular Data	52
Section 7: Survey Instrument	59

2026 Grand Ledge Area Emergency Services Authority Community Survey Executive Summary

Overview

ETC Institute administered a community survey for the Grand Ledge Emergency Services Authority (GLAESA) during the winter of 2026. This survey was conducted to help understand the community's opinions on a potential new or renovated fire station to provide better service and quicker response times for the entire community.

Methodology

ETC Institute mailed a survey packet to all households in the City of Grand Ledge and Oneida Township. Each survey packet contained a cover letter, a copy of the survey, and a postage-paid return envelope. Households had the option of returning the survey in mail, taking it online by using the URL which was on the cover letter, or taking it online using the QR code that was printed on the envelope that the survey was mailed in.

The goal was to collect a minimum of 300 surveys from households in Grand Ledge and Oneida Township. The goal was exceeded with 603 surveys collected. The overall results for the sample of 603 surveys have a precision of at least +/- 4.0 at the 95% level of confidence.

This report contains the following:

- Charts showing the overall results of the survey (Section 1)
- Crosstabs by Age of Respondents (Section 2)
- Crosstabs by City of Grand Ledge vs Oneida Township Residents (Section 3)
- Crosstabs by Numbers of Years Lived in the Area - Grand Ledge Residents Only (Section 4)
- Crosstabs by Numbers of Years Lived in the Area - Oneida Township Residents Only (Section 5)
- Tabular data showing the overall results for all questions on the survey (Section 6)
- Survey instrument (Section 7)

The major findings of the survey are summarized below and on the following pages.

Major Findings

Satisfaction with Services. Respondents were given a list of services related to fire and emergency medical services and asked to indicate how satisfied they are with each of the items using a scale of 1 to 5, where 5 means "very satisfied" and 1 means "very dissatisfied."

The items ranked in the following order based upon “very satisfied” and “satisfied” percentages:

- Overall quality of emergency medical/ambulance services
- Overall quality of fire services
- How quickly emergency medical/ambulance services respond to emergencies
- How quickly fire services respond to emergencies

Importance of Health and Safety. Respondents were informed that firefighters and other emergency personnel regularly work in environments that expose them to smoke, toxic substances, and high stress situations. Over time, this exposure can increase the risk of cancer and other serious health conditions. Modern public safety facilities are designed to help reduce these risks by keeping contaminated areas separate from clean spaces, improving indoor air quality, providing proper decontamination areas, and supporting overall health and wellness. After being given this information, respondents were asked to indicate how important it is for community facilities to include these types of health and safety focused features to better protect firefighters and emergency personnel who serve our community. Most respondents (73%) indicated it is very important, 19% think it is important, 5% think it is somewhat important, 2% think it is not important, and 2% think it is not at all important.


Options for Improvement. Respondents were presented with three different options GLAESA could take to improve the quality of fire and emergency medical services for the City of Grand Ledge and Oneida Charter Township residents. Respondents were then asked how supportive they would be of each option.

The first option presented was to build a new fire station on the M100 property and renovate the existing fire station. Forty-eight percent of respondents (48%) indicated they were very supportive of that option, 17% were somewhat supportive, and 21% were not supportive.

The second option was to build a new fire station on the M100 property but no longer operate the current fire station. Nineteen percent of respondents (19%) indicated that they were very supportive of that option, 18% indicated they were somewhat supportive, and 43% indicated they were not supportive.

The third and final option was to build two new fire stations and no longer operate the existing one. One new main station would be built on the M100 property, and the other smaller station would either be at the location of the current fire station or at an alternate location. Twelve percent of respondents (12%) indicated that they were very supportive of this option, 17% were somewhat supportive, and 50% were not supportive.


Respondents were then asked to indicate which one of the options they would most prefer. More than half of respondents (57%) selected the first option; build a new fire station on the M100 property and continue to operate a renovated existing fire station.



1 Charts and Graphs

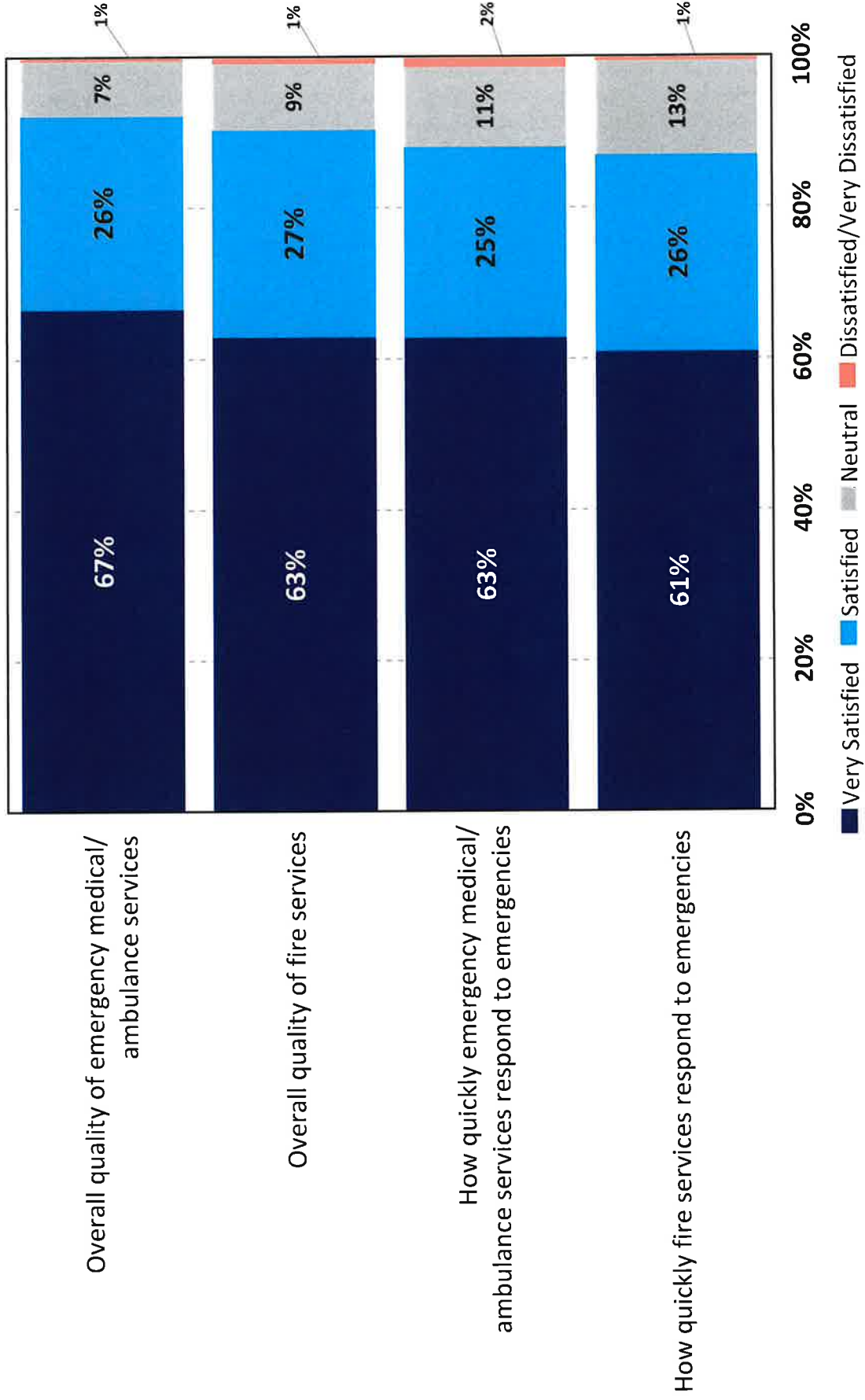
Q1. Have you called 911 within the past two years for fire or emergency services?

by percentage of respondents



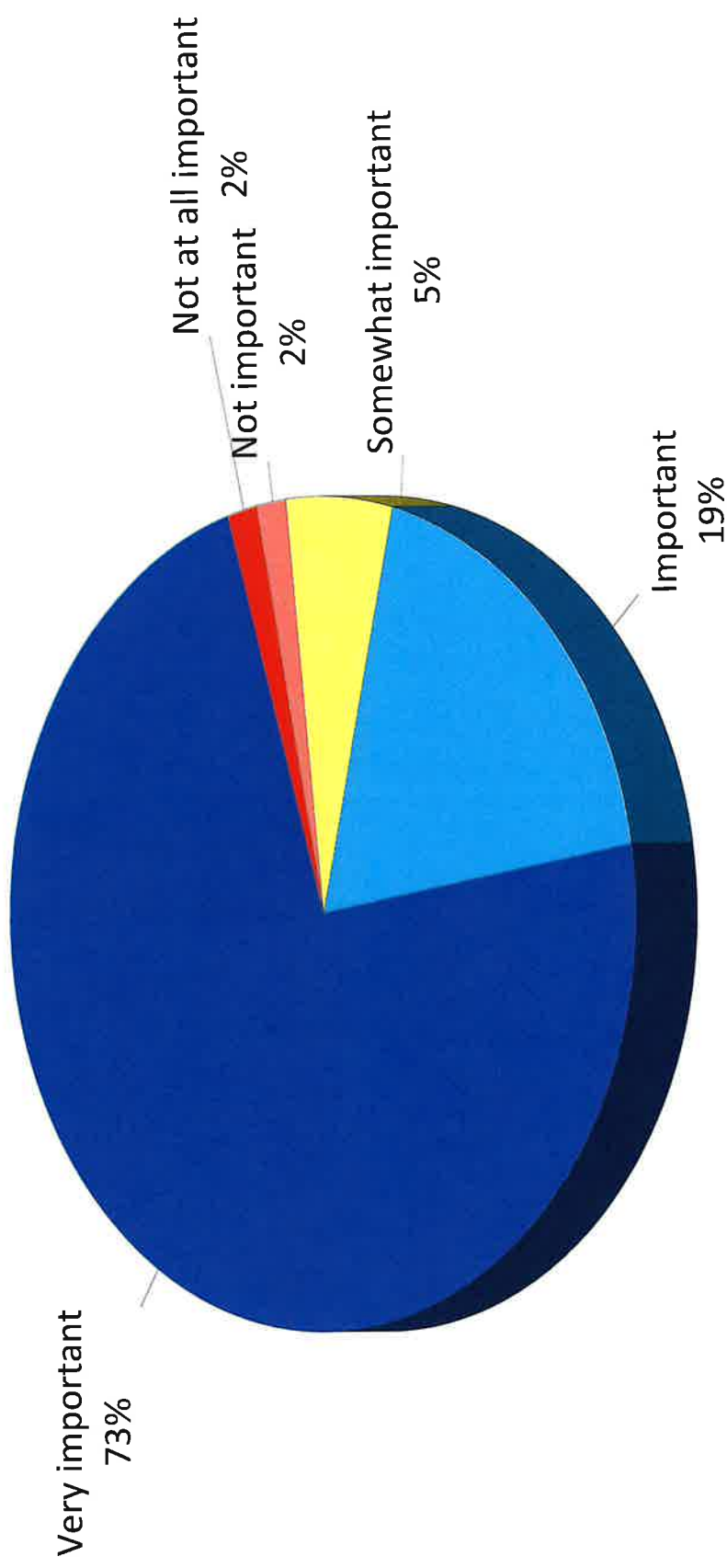
Q2. Satisfaction with Fire and Emergency Medical Services

by percentage of respondents (excluding "don't know")



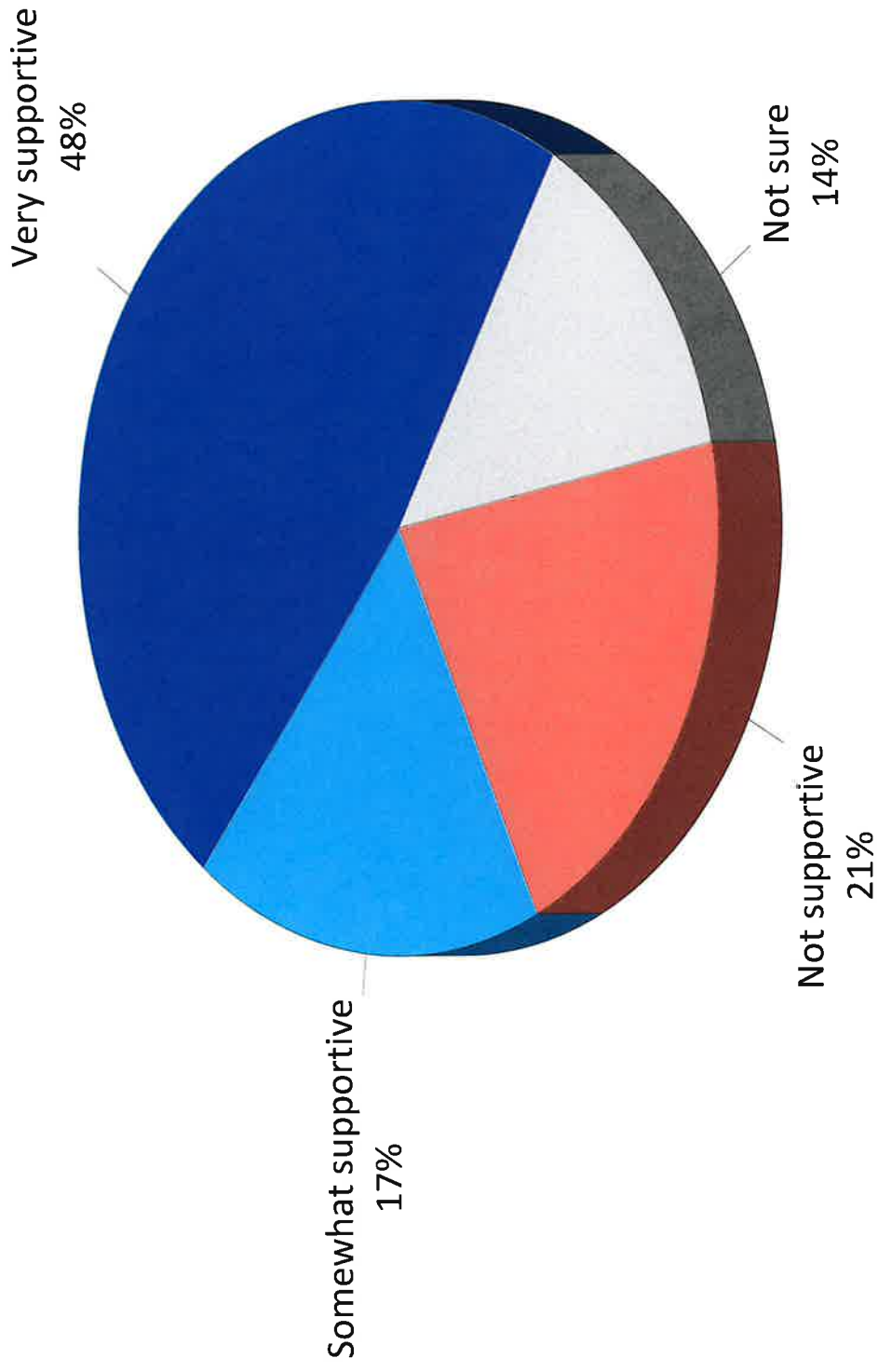
Q3. How important do you believe it is for community facilities to include health and safety focused features to better protect firefighters and emergency personnel who serve our community?

by percentage of respondents (excluding "not provided")



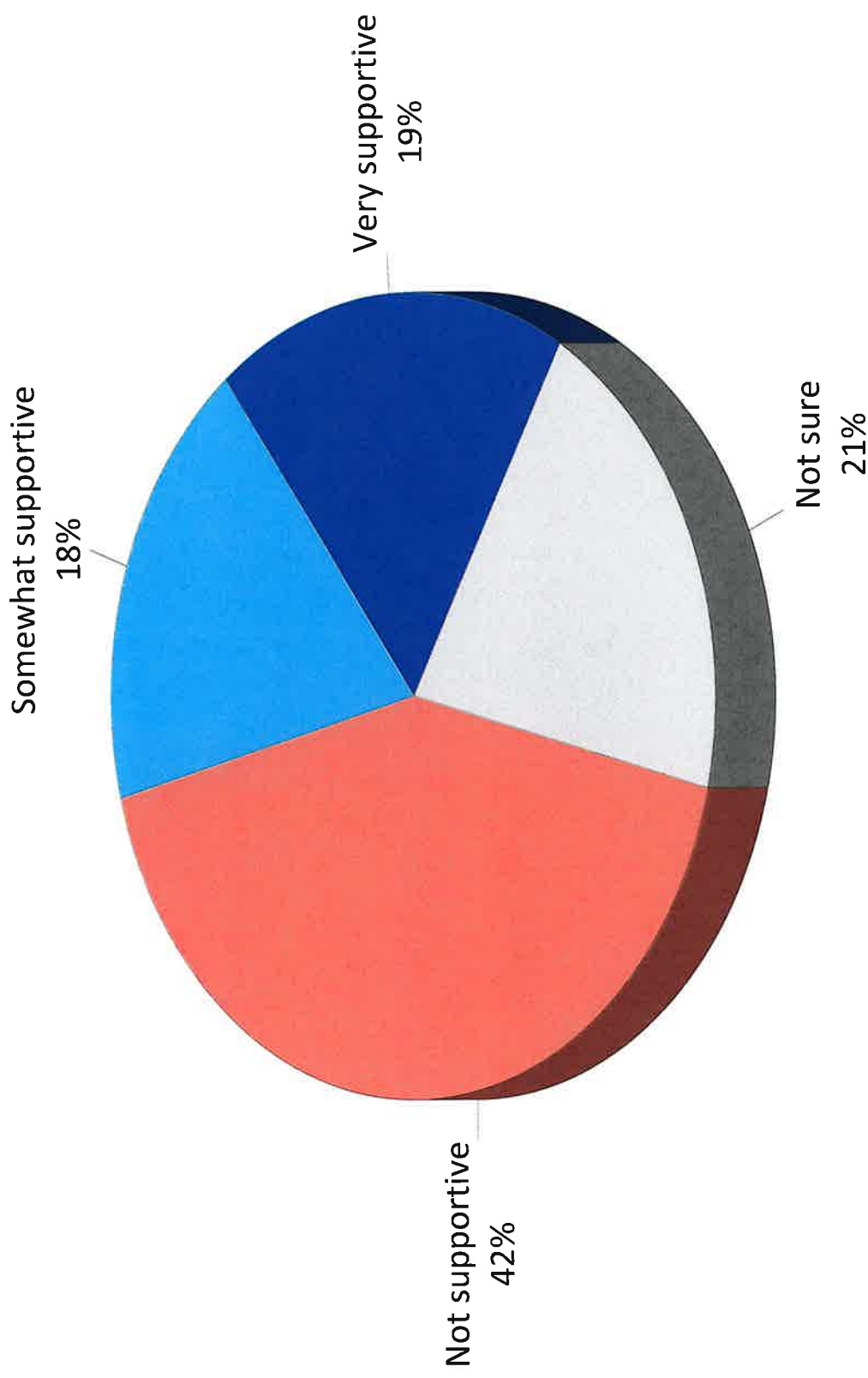
Q4a. Option 1: How supportive would you be of building a new fire station on the M100 property and continuing to operate a renovated existing fire station?

by percentage of respondents



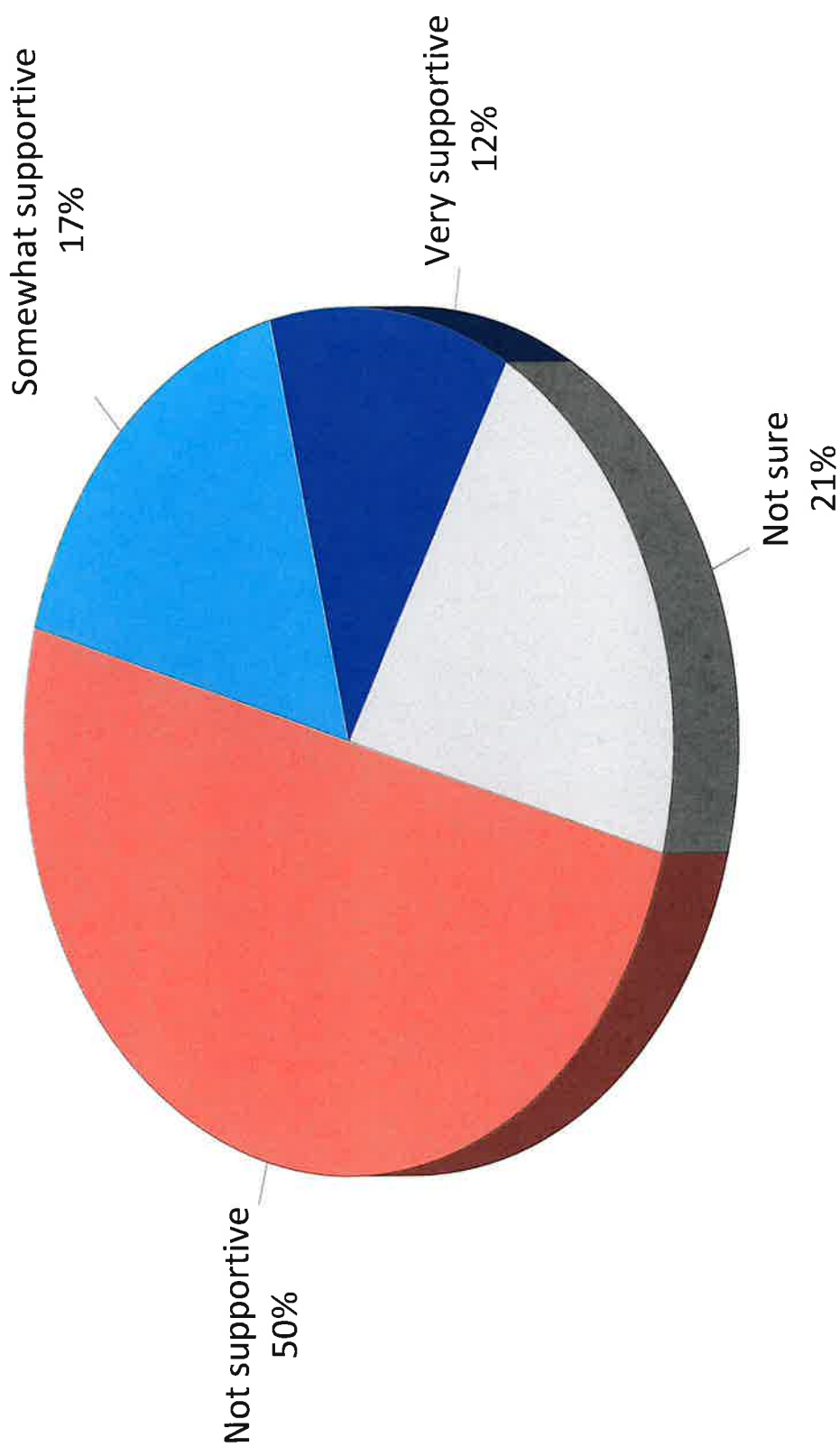
Q4b. Option 2: How supportive would you be of building a new fire station on the M100 property, and no longer operating the existing fire station?

by percentage of respondents



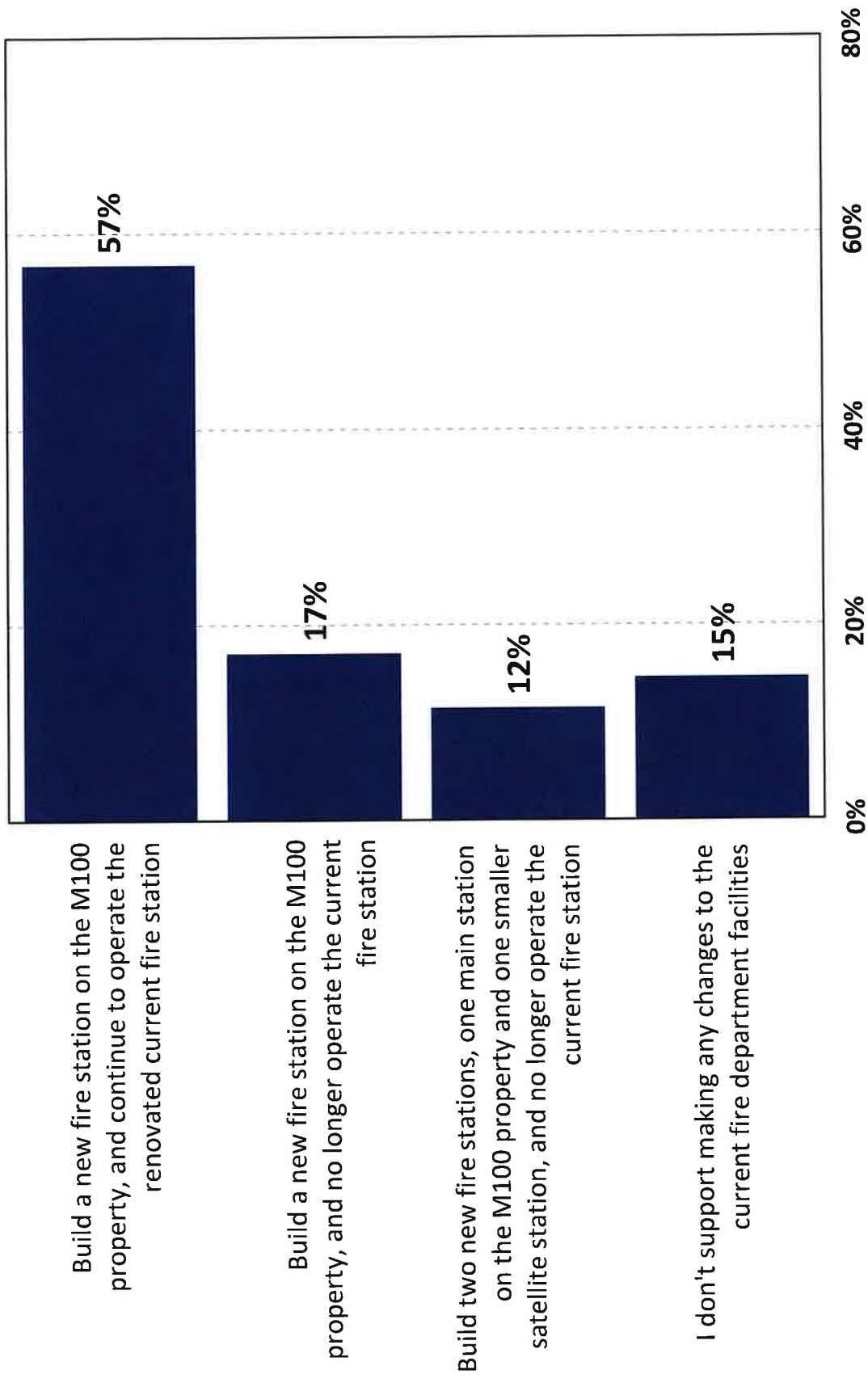
Q4c. Option 3: How supportive would you be of building a new main fire station on the M100 property, and building a new smaller satellite station, and no longer operating the current fire station?

by percentage of respondents



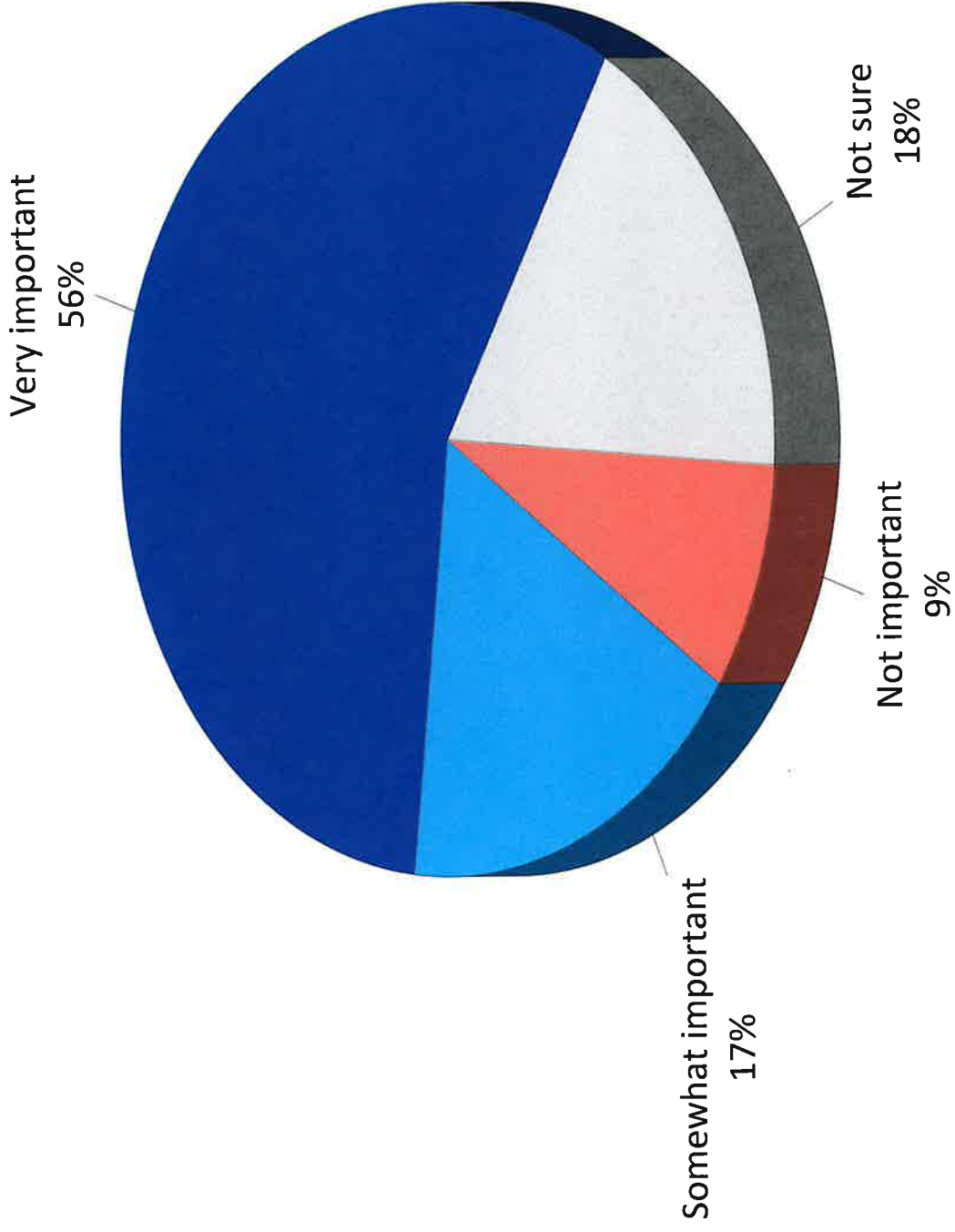
Q5. Which ONE option listed below are your most preferred actions for GLAESA to take regarding the fire station?

by percentage of respondents (excluding "not provided")



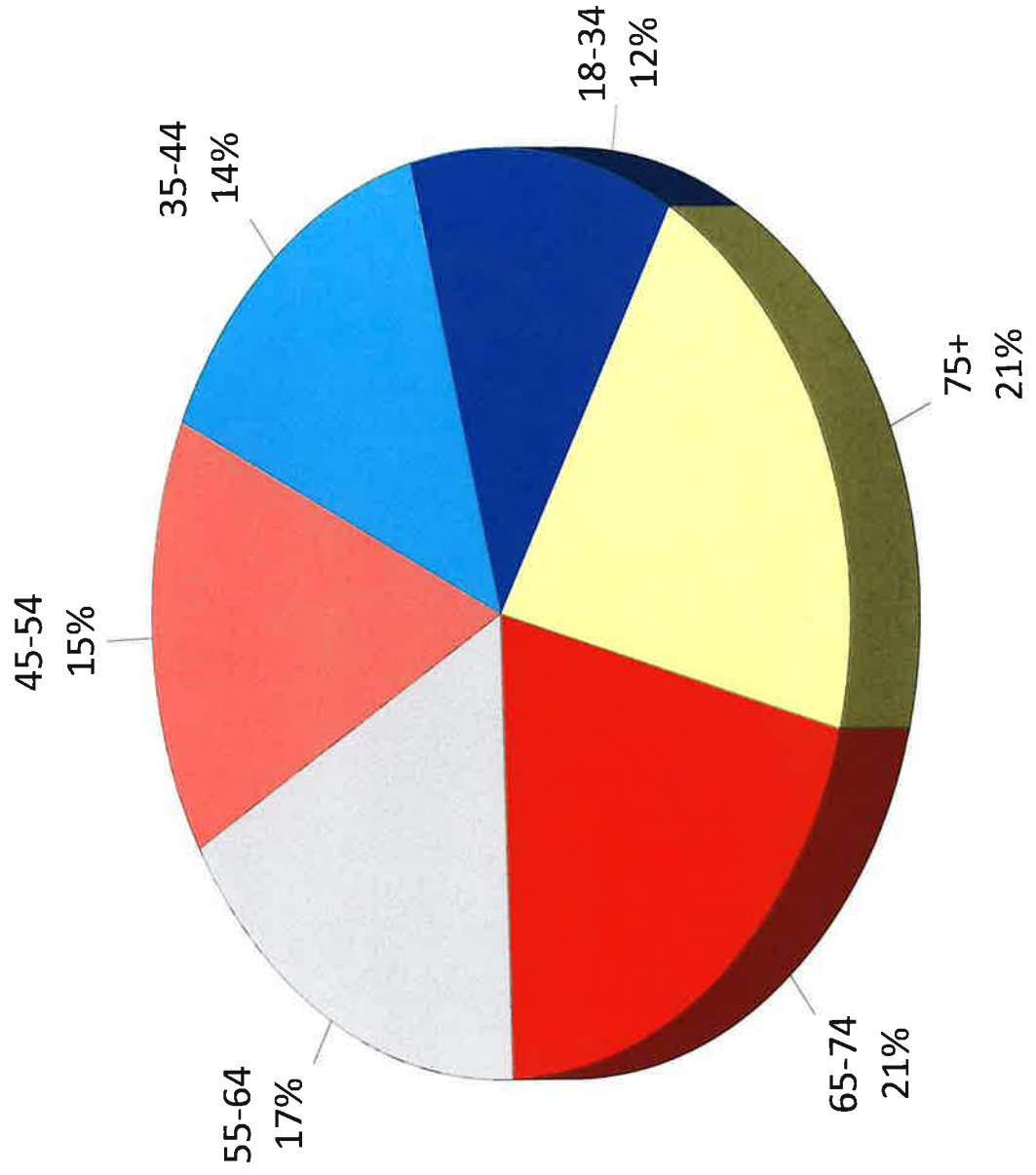
Q6. How important is it for GLAESA to continue to provide fire and emergency services at a fire station north of the river?

by percentage of respondents



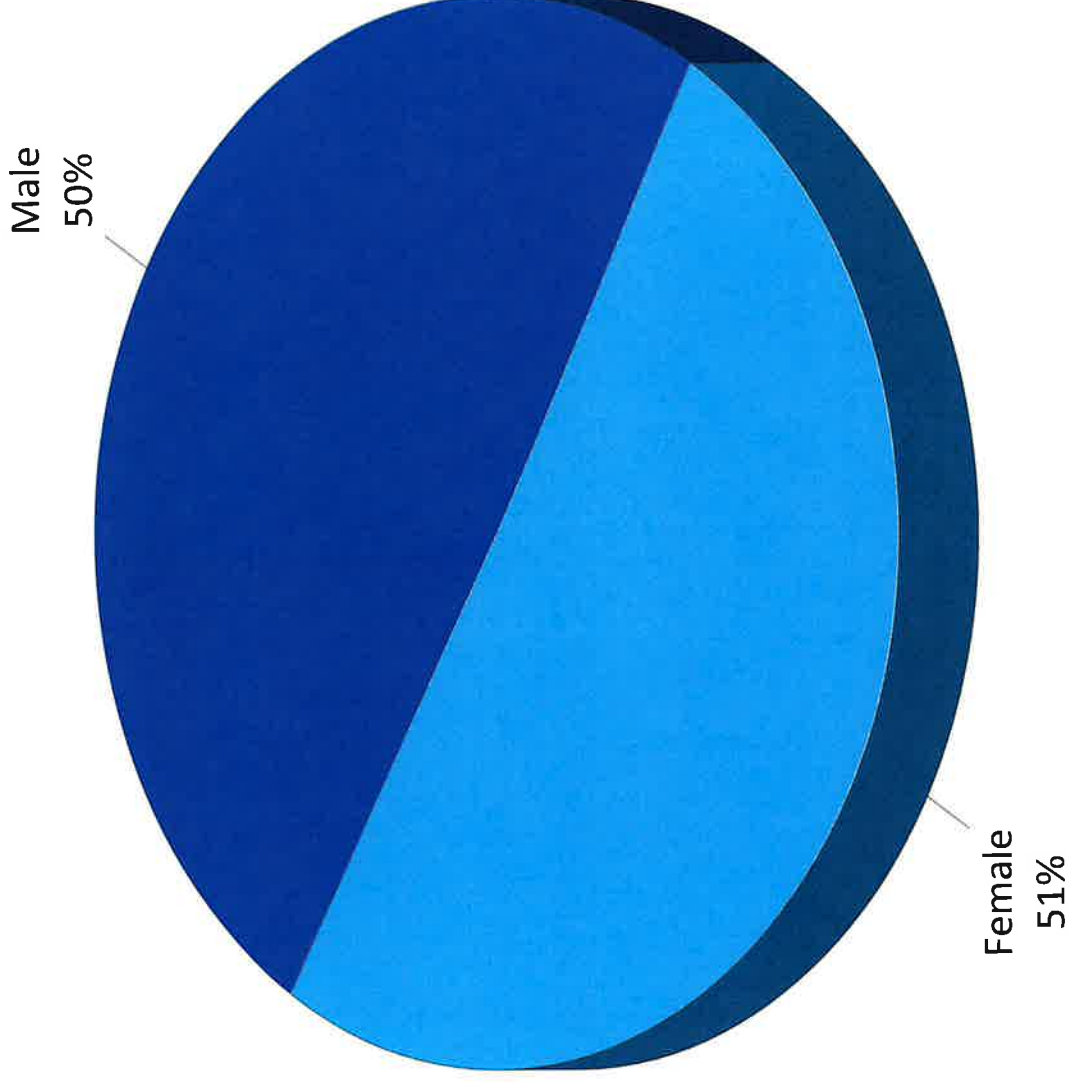
Q7. What is your age?

by percentage of respondents (excluding "not provided")



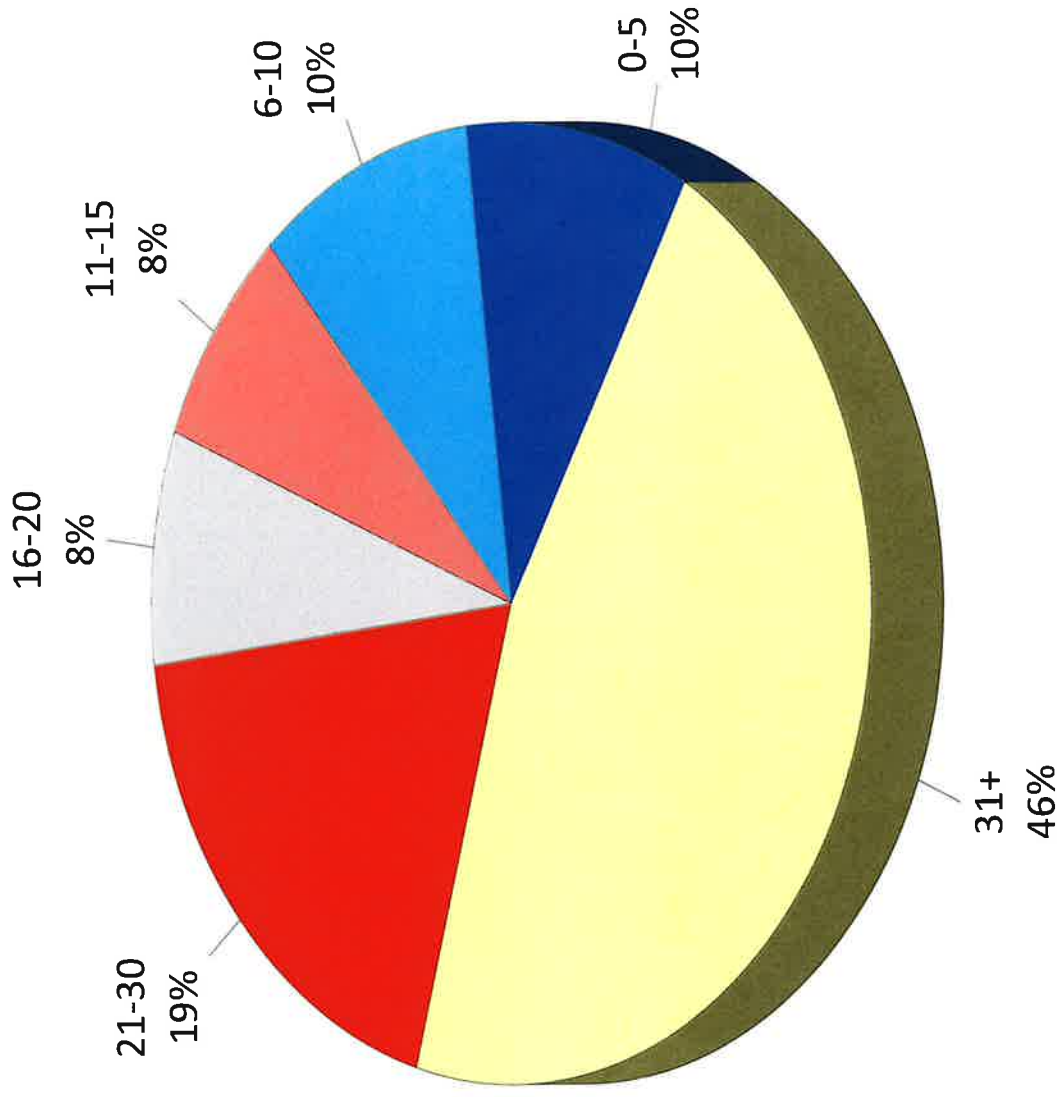
Q8. Which of the following best describes your gender identity?

by percentage of respondents (excluding “prefer not to disclose”)



Q9. How long have you lived in the Grand Ledge/Oneida Township area?

by percentage of respondents (excluding "not provided")





2 Crosstabs by Age of Respondents

Q1. Have you called 911 within the past two years for fire or emergency services?

N=603

		Q7. Your age					
		18-34	35-44	45-54	55-64	65-74	75+

Q1. Have you called 911 within past two years for fire or emergency services

Yes	21.7%	17.1%	20.9%	17.2%	24.6%	36.7%
No	78.3%	82.9%	79.1%	82.8%	75.4%	63.3%

Q2. For each of the items listed, please rate your satisfaction using a scale of 1 to 5, where 5 means "Very Satisfied" and 1 means "Very Dissatisfied." (without "don't know")

N=603

		Q7. Your age					
		18-34	35-44	45-54	55-64	65-74	75+

Q2-1. Overall quality of fire services

Very satisfied	59.5%	67.4%	55.8%	57.7%	67.9%	68.7%
Satisfied	28.6%	14.0%	30.2%	36.5%	26.8%	25.4%
Neutral	9.5%	16.3%	14.0%	3.8%	5.4%	6.0%
Dissatisfied	2.4%	2.3%	0.0%	1.9%	0.0%	0.0%

Q2-2. How quickly fire services respond to emergencies

Very satisfied	58.1%	62.5%	56.8%	60.9%	66.7%	62.1%
Satisfied	20.9%	25.0%	18.2%	28.3%	27.5%	31.8%
Neutral	20.9%	12.5%	22.7%	8.7%	5.9%	6.1%
Dissatisfied	0.0%	0.0%	2.3%	2.2%	0.0%	0.0%

Q2. For each of the items listed, please rate your satisfaction using a scale of 1 to 5, where 5 means "Very Satisfied" and 1 means "Very Dissatisfied." (without "don't know")

N=603

	Q7. Your age					
	18-34	35-44	45-54	55-64	65-74	75+

Q2-3. Overall quality of emergency medical/ambulance services

Very satisfied	60.0%	65.0%	62.2%	63.6%	76.7%	70.7%
Satisfied	26.7%	25.0%	24.4%	30.9%	18.3%	26.8%
Neutral	11.1%	10.0%	11.1%	5.5%	5.0%	2.4%
Dissatisfied	2.2%	0.0%	2.2%	0.0%	0.0%	0.0%

Q2-4. How quickly emergency medical/ambulance services respond to emergencies

Very satisfied	56.8%	62.5%	60.0%	63.0%	68.3%	66.7%
Satisfied	20.5%	27.5%	22.2%	31.5%	20.0%	25.9%
Neutral	22.7%	10.0%	11.1%	3.7%	10.0%	7.4%
Dissatisfied	0.0%	0.0%	6.7%	1.9%	1.7%	0.0%

Q3. Firefighters and other emergency personnel regularly work in environments that expose them to smoke, toxic substances, and high stress situations. Over time, these exposures can increase the risk of cancer and other serious health conditions. Modern public safety facilities are designed to help reduce these risks by keeping contaminated areas separate baom clean spaces, improving indoor air quality, providing proper decontamination areas, and supporting overall health and wellness. With this information in mind, how important do you believe it is for community facilities to include these types of health and safety focused features to better protect firefighters and emergency personnel who serve our community? (without "not provided")

N=603

Q7. Your age					
18-34	35-44	45-54	55-64	65-74	75+

Q3. How important is it for community facilities to include types of health & safety focused features to better protect firefighters & emergency personnel who serve our community

Very important	73.8%	71.6%	64.0%	69.8%	81.8%	78.0%
Important	18.5%	16.0%	22.1%	22.9%	15.5%	16.9%
Somewhat important	3.1%	8.6%	8.1%	5.2%	1.8%	3.4%
Not important	3.1%	0.0%	3.5%	2.1%	0.0%	0.8%
Not at all important	1.5%	3.7%	2.3%	0.0%	0.9%	0.8%

Q4a. Option 1: Build a new fire station on the M100 property, and renovate the existing fire station. How supportive would you be of building a new fire station on the M100 property and continuing to operate a renovated existing fire station? (without "not sure")

N=603

Q7. Your age					
18-34	35-44	45-54	55-64	65-74	75+

Q4a. How supportive would you be of building a new fire station on M100 property & continuing to operate a renovated existing fire station

Very supportive	48.4%	54.5%	48.1%	55.7%	64.3%	59.4%
Somewhat supportive	24.2%	24.7%	11.4%	27.3%	15.3%	21.9%
Not supportive	27.4%	20.8%	40.5%	17.0%	20.4%	18.8%

Q4b. Option 2: Build a new fire station on the M100 property, but no longer operate the current fire station. How supportive would you be of building a new fire station on the M100 property, and no longer operating the existing fire station? (without "not sure")

N=603

Q7. Your age					
18-34	35-44	45-54	55-64	65-74	75+

Q4b. How supportive would you be of building a new fire station on M100 property, & no longer operating the existing fire station

Very supportive	25.4%	15.7%	16.4%	26.2%	20.9%	34.6%
Somewhat supportive	30.5%	31.4%	20.5%	23.8%	22.0%	16.0%
Not supportive	44.1%	52.9%	63.0%	50.0%	57.1%	49.4%

Q4c. Option 3: Build two new fire stations, and no longer operate the existing station. One new main station would be built on the M100 property, and the other smaller satellite station would either be at the location of the current fire station or at an alternate location. How supportive would you be of building a new main fire station on the M100 property, and building a new smaller satellite station, and no longer operating the current fire station? (without "not sure")

N=603

Q7. Your age					
18-34	35-44	45-54	55-64	65-74	75+

Q4c. How supportive would you be of building a new main fire station on M100 property, & building a new smaller satellite station, & no longer operating the current fire station

Very supportive	17.5%	18.6%	13.5%	16.5%	12.8%	14.6%
Somewhat supportive	28.1%	37.1%	21.6%	15.3%	22.1%	14.6%
Not supportive	54.4%	44.3%	64.9%	68.2%	65.1%	70.7%

Q5. Which ONE option listed below are your most preferred actions for GLAESA to take regarding the fire station? (without "not provided")

N=603

Q7. Your age					
18-34	35-44	45-54	55-64	65-74	75+

Q5. Your most preferred action for GLAESA to take regarding the fire station

Build a new fire station on M100 property, & continue to operate the renovated current fire station	51.5%	62.8%	48.8%	57.3%	61.8%	59.8%
Build a new fire station on M100 property, & no longer operate the current fire station	18.2%	9.0%	13.8%	19.8%	19.1%	18.8%
Build two new fire stations-one main station on M100 property & one smaller satellite station, & no longer operate the current fire station	13.6%	17.9%	10.0%	11.5%	9.1%	10.7%
I don't support making any changes to the current fire department facilities	16.7%	10.3%	27.5%	11.5%	10.0%	10.7%


Q6. How important is it for GLAESA to continue to provide fire and emergency services at a fire station north of the river? (without "not sure")

N=603

Q7. Your age					
18-34	35-44	45-54	55-64	65-74	75+

Q6. How important is it for GLAESA to continue to provide fire & emergency services at a fire station north of the river

Very important	60.7%	68.1%	69.6%	71.3%	74.5%	70.3%
Somewhat important	30.4%	24.6%	24.6%	18.4%	13.8%	20.8%
Not important	8.9%	7.2%	5.8%	10.3%	11.7%	8.9%



3 Crosstabs by Area

Q1. Have you called 911 within the past two years for fire or emergency services?

	Area	
	Grand Ledge	Oneida Township
N=603		
<u>Q1. Have you called 911 within past two years for fire or emergency services</u>		
Yes	24.7%	22.1%
No	75.3%	77.9%

Q2. For each of the items listed, please rate your satisfaction using a scale of 1 to 5, where 5 means "Very Satisfied" and 1 means "Very Dissatisfied." (without "don't know")

N=603

Area	
Grand Ledge	Oneida Township

Q2-1. Overall quality of fire services

Very satisfied	62.2%	64.2%
Satisfied	28.7%	24.8%
Neutral	8.6%	9.2%
Dissatisfied	0.5%	1.8%

Q2-2. How quickly fire services respond to emergencies

Very satisfied	62.5%	57.7%
Satisfied	25.5%	26.9%
Neutral	11.5%	14.4%
Dissatisfied	0.5%	1.0%

Q2. For each of the items listed, please rate your satisfaction using a scale of 1 to 5, where 5 means "Very Satisfied" and 1 means "Very Dissatisfied." (without "don't know")

N=603

	Area	
	Grand Ledge	Oneida Township
<u>Q2-3. Overall quality of emergency medical/ambulance services</u>		
Very satisfied	68.4%	62.9%
Satisfied	24.6%	27.6%
Neutral	7.0%	7.8%
Dissatisfied	0.0%	1.7%
<u>Q2-4. How quickly emergency medical/ambulance services respond to emergencies</u>		
Very satisfied	65.2%	58.1%
Satisfied	24.1%	27.4%
Neutral	10.3%	11.1%
Dissatisfied	0.4%	3.4%

Q3. Firefighters and other emergency personnel regularly work in environments that expose them to smoke, toxic substances, and high stress situations. Over time, these exposures can increase the risk of cancer and other serious health conditions. Modern public safety facilities are designed to help reduce these risks by keeping contaminated areas separate baom clean spaces, improving indoor air quality, providing proper decontamination areas, and supporting overall health and wellness. With this information in mind, how important do you believe it is for community facilities to include these types of health and safety focused features to better protect firefighters and emergency personnel who serve our community? (without "not provided")

	Area	
	Grand Ledge	Oneida Township
<u>Q3. How important is it for community facilities to include types of health & safety focused features to better protect firefighters & emergency personnel who serve our community</u>		
Very important	73.5%	71.3%
Important	19.4%	18.1%
Somewhat important	3.3%	8.8%
Not important	1.9%	0.9%
Not at all important	1.9%	0.9%

N=603

Q4a. Option 1: Build a new fire station on the M100 property, and renovate the existing fire station. How supportive would you be of building a new fire station on the M100 property and continuing to operate a renovated existing fire station? (without "not sure")

N=603

	Area	
	Grand Ledge	Oneida Township
Q4a. How supportive would you be of building a new fire station on M100 property & continuing to operate a renovated existing fire station		
Very supportive	57.8%	51.3%
Somewhat supportive	20.8%	19.3%
Not supportive	21.4%	29.4%

Q4b. Option 2: Build a new fire station on the M100 property, but no longer operate the current fire station. How supportive would you be of building a new fire station on the M100 property, and no longer operating the existing fire station? (without "not sure")

N=603

	Area	
	Grand Ledge	Oneida Township
Q4b. How supportive would you be of building a new fire station on M100 property, & no longer operating the existing fire station		
Very supportive	21.7%	26.3%
Somewhat supportive	26.0%	18.3%
Not supportive	52.3%	55.4%

Q4c. Option 3: Build two new fire stations, and no longer operate the existing station. One new main station would be built on the M100 property, and the other smaller satellite station would either be at the location of the current fire station or at an alternate location. How supportive would you be of building a new main fire station on the M100 property, and building a new smaller satellite station, and no longer operating the current fire station? (without "not sure")

	Area	
	Grand Ledge	Oneida Township
Very supportive	15.0%	14.9%
Somewhat supportive	23.3%	18.9%
Not supportive	61.8%	66.3%

N=603

Q4c. How supportive would you be of building a new main fire station on M100 property, & building a new smaller satellite station, & no longer operating the current fire station

Q5. Which ONE option listed below are your most preferred actions for GLAESA to take regarding the fire station? (without "not provided")

	Area	
	Grand Ledge	Oneida Township
<u>Q5. Your most preferred action for GLAESA to take regarding the fire station</u>		
Build a new fire station on M100 property, & continue to operate the renovated current fire station	59.6%	52.2%
Build a new fire station on M100 property, & no longer operate the current fire station	16.0%	18.8%
Build two new fire stations-one main station on M100 property & one smaller satellite station, & no longer operate the current fire station	11.0%	12.6%
I don't support making any changes to the current fire department facilities	13.5%	16.4%

N=603

Q6. How important is it for GLAESA to continue to provide fire and emergency services at a fire station north of the river? (without "not sure")

N=603

Area	
Grand Ledge	Oneida Township

Q6. How important is it for GLAESA to continue to provide fire & emergency services at a fire station north of the river

Very important	70.3%	65.7%
Somewhat important	20.3%	22.3%
Not important	9.4%	12.0%



4 Crosstabs by Years Lived in Area—Grand Ledge

Q1. Have you called 911 within the past two years for fire or emergency services?

N=381	Years Lived in Grand Ledge Area		
	0-10	11-20	21-30
			31+

Q1. Have you called 911 within past two years for fire or emergency services

Yes	20.8%	16.9%	26.7%	27.4%
No	79.2%	83.1%	73.3%	72.6%

Q2. For each of the items listed, please rate your satisfaction using a scale of 1 to 5, where 5 means "Very Satisfied" and 1 means "Very Dissatisfied." (without "don't know")

N=381

	Years Lived in Grand Ledge Area			
	0-10	11-20	21-30	31+

Q2-1. Overall quality of fire services

Very satisfied	60.0%	44.1%	63.6%	70.2%
Satisfied	25.0%	44.1%	25.0%	26.2%
Neutral	15.0%	8.8%	11.4%	3.6%
Dissatisfied	0.0%	2.9%	0.0%	0.0%

Q2-2. How quickly fire services respond to emergencies

Very satisfied	60.5%	50.0%	66.7%	67.1%
Satisfied	23.7%	32.4%	19.0%	27.8%
Neutral	15.8%	17.6%	14.3%	5.1%
Dissatisfied	0.0%	0.0%	0.0%	0.0%

Q2. For each of the items listed, please rate your satisfaction using a scale of 1 to 5, where 5 means "Very Satisfied" and 1 means "Very Dissatisfied." (without "don't know")

N=381

	Years Lived in Grand Ledge Area		
	0-10	11-20	21-30

Q2-3. Overall quality of emergency medical/ambulance services

Very satisfied	64.3%	55.6%	68.8%	75.5%
Satisfied	21.4%	38.9%	22.9%	21.3%
Neutral	14.3%	5.6%	8.3%	3.2%

Q2-4. How quickly emergency medical/ambulance services respond to emergencies

Very satisfied	61.0%	50.0%	68.8%	71.1%
Satisfied	26.8%	36.1%	16.7%	22.2%
Neutral	12.2%	13.9%	14.6%	5.6%
Dissatisfied	0.0%	0.0%	0.0%	1.1%

Q3. Firefighters and other emergency personnel regularly work in environments that expose them to smoke, toxic substances, and high stress situations. Over time, these exposures can increase the risk of cancer and other serious health conditions. Modern public safety facilities are designed to help reduce these risks by keeping contaminated areas separate from clean spaces, improving indoor air quality, providing proper decontamination areas, and supporting overall health and wellness. With this information in mind, how important do you believe it is for community facilities to include these types of health and safety focused features to better protect firefighters and emergency personnel who serve our community? (without "not provided")

	Years Lived in Grand Ledge Area		
	0-10	11-20	21-30
N=381	31+		
<u>Q3. How important is it for community facilities to include types of health & safety focused features to better protect firefighters & emergency personnel who serve our community</u>			
Very important	69.9%	75.4%	74.3%
Important	23.3%	17.5%	21.6%
Somewhat important	1.4%	7.0%	1.4%
Not important	2.7%	0.0%	1.4%
Not at all important	2.7%	0.0%	1.4%

Q4a. Option 1: Build a new fire station on the M100 property, and renovate the existing fire station. How supportive would you be of building a new fire station on the M100 property and continuing to operate a renovated existing fire station? (without "not sure")

	Years Lived in Grand Ledge Area			
	0-10	11-20	21-30	31+
N=381				
<u>Q4a. How supportive would you be of building a new fire station on M100 property & continuing to operate a renovated existing fire station</u>				
Very supportive	60.6%	60.0%	57.1%	56.4%
Somewhat supportive	15.2%	22.0%	19.0%	23.3%
Not supportive	24.2%	18.0%	23.8%	20.3%

Q4b. Option 2: Build a new fire station on the M100 property, but no longer operate the current fire station. How supportive would you be of building a new fire station on the M100 property, and no longer operating the existing fire station? (without "not sure")

	Years Lived in Grand Ledge Area			
	0-10	11-20	21-30	31+
N=381				
<u>Q4b. How supportive would you be of building a new fire station on M100 property, & no longer operating the existing fire station</u>				
Very supportive	25.4%	13.0%	19.0%	25.2%
Somewhat supportive	35.6%	30.4%	31.0%	19.8%
Not supportive	39.0%	56.5%	50.0%	55.0%

Q4c. Option 3: Build two new fire stations, and no longer operate the existing station. One new main station would be built on the M100 property, and the other smaller satellite station would either be at the location of the current fire station or at an alternate location. How supportive would you be of building a new main fire station on the M100 property, and building a new smaller satellite station, and no longer operating the current fire station? (without "not sure")

	Years Lived in Grand Ledge Area			
	0-10	11-20	21-30	31+
N=381				
<u>Q4c. How supportive would you be of building a new main fire station on M100 property, & building a new smaller satellite station, & no longer operating the current fire station</u>				
Very supportive	8.2%	16.3%	23.6%	13.5%
Somewhat supportive	34.4%	32.7%	20.0%	16.7%
Not supportive	57.4%	51.0%	56.4%	69.8%

Q5. Which ONE option listed below are your most preferred actions for GLAESA to take regarding the fire station? (without "not provided")

	Years Lived in Grand Ledge Area			
	0-10	11-20	21-30	31+
N=381				
<u>Q5. Your most preferred action for GLAESA to take regarding the fire station</u>				
Build a new fire station on M100 property, & continue to operate the renovated current fire station	63.9%	57.9%	60.9%	58.8%
Build a new fire station on M100 property, & no longer operate the current fire station	19.4%	14.0%	11.6%	17.6%
Build two new fire stations-one main station on M100 property & one smaller satellite station, & no longer operate the current fire station	4.2%	12.3%	17.4%	10.1%
I don't support making any changes to the current fire department facilities	12.5%	15.8%	10.1%	13.5%

Q6. How important is it for GLAESA to continue to provide fire and emergency services at a fire station north of the river? (without "not sure")

N=381

Years Lived in Grand Ledge Area		
0-10	11-20	21-30
		31+

Q6. How important is it for GLAESA to continue to provide fire & emergency services at a fire station north of the river

Very important	63.5%	72.5%	76.2%	69.2%
Somewhat important	28.6%	21.6%	17.5%	18.8%
Not important	7.9%	5.9%	6.3%	12.0%



5 **Crosstabs by Years Lived in Area—Oneida Township**

Q1. Have you called 911 within the past two years for fire or emergency services?

N=222

Years Lived in Oneida Township				
	0-10	11-20	21-30	31+

Q1. Have you called 911 within past two years for fire or emergency services

Yes	15.8%	22.6%	16.7%	25.4%
No	84.2%	77.4%	83.3%	74.6%

Q2. For each of the items listed, please rate your satisfaction using a scale of 1 to 5, where 5 means "Very Satisfied" and 1 means "Very Dissatisfied." (without "don't know")

N=222

	Years Lived in Oneida Township		
	0-10	11-20	21-30
			31+

Q2-1. Overall quality of fire services

Very satisfied	66.7%	55.6%	66.7%	65.6%
Satisfied	20.0%	33.3%	16.7%	25.0%
Neutral	13.3%	5.6%	16.7%	7.8%
Dissatisfied	0.0%	5.6%	0.0%	1.6%

Q2. For each of the items listed, please rate your satisfaction using a scale of 1 to 5, where 5 means "Very Satisfied" and 1 means "Very Dissatisfied." (without "don't know")

N=222

	Years Lived in Oneida Township		
	0-10	11-20	21-30
			31+

Q2-2. How quickly fire services respond to emergencies

Very satisfied	57.1%	50.0%	53.8%	61.7%
Satisfied	28.6%	37.5%	23.1%	25.0%
Neutral	14.3%	12.5%	23.1%	11.7%
Dissatisfied	0.0%	0.0%	0.0%	1.7%

Q2. For each of the items listed, please rate your satisfaction using a scale of 1 to 5, where 5 means "Very Satisfied" and 1 means "Very Dissatisfied." (without "don't know")

N=222

	Years Lived in Oneida Township		
	0-10	11-20	21-30
			31+

Q2-3. Overall quality of emergency medical/ambulance services

Very satisfied	57.1%	58.8%	71.4%	63.8%
Satisfied	28.6%	35.3%	7.1%	30.4%
Neutral	14.3%	0.0%	14.3%	5.8%
Dissatisfied	0.0%	5.9%	7.1%	0.0%

Q2. For each of the items listed, please rate your satisfaction using a scale of 1 to 5, where 5 means "Very Satisfied" and 1 means "Very Dissatisfied." (without "don't know")

N=222

	Years Lived in Oneida Township		
	0-10	11-20	21-30
			31+

Q2-4. How quickly emergency medical/ambulance services respond to emergencies

Very satisfied	50.0%	58.8%	53.3%	60.9%
Satisfied	28.6%	35.3%	20.0%	27.5%
Neutral	21.4%	5.9%	13.3%	8.7%
Dissatisfied	0.0%	0.0%	13.3%	2.9%

Q3. Firefighters and other emergency personnel regularly work in environments that expose them to smoke, toxic substances, and high stress situations. Over time, these exposures can increase the risk of cancer and other serious health conditions. Modern public safety facilities are designed to help reduce these risks by keeping contaminated areas separate from clean spaces, improving indoor air quality, providing proper decontamination areas, and supporting overall health and wellness. With this information in mind, how important do you believe it is for community facilities to include these types of health and safety focused features to better protect firefighters and emergency personnel who serve our community? (without "not provided")

	Years Lived in Oneida Township			
	0-10	11-20	21-30	31+
Very important	73.0%	72.4%	73.5%	70.8%
Important	16.2%	17.2%	11.8%	19.5%
Somewhat important	8.1%	10.3%	11.8%	8.0%
Not important	0.0%	0.0%	2.9%	0.9%
Not at all important	2.7%	0.0%	0.0%	0.9%

N=222

Q3. How important is it for community facilities to include types of health & safety focused features to better protect firefighters & emergency personnel who serve our community

Q4a. Option 1: Build a new fire station on the M100 property, and renovate the existing fire station. How supportive would you be of building a new fire station on the M100 property and continuing to operate a renovated existing fire station? (without "not sure")

N=222

	Years Lived in Oneida Township		
	0-10	11-20	21-30
			31+

Q4a. How supportive would you be of building a new fire station on M100 property & continuing to operate a renovated existing fire station

Very supportive	41.2%	65.5%	38.2%	55.1%
Somewhat supportive	26.5%	27.6%	26.5%	12.2%
Not supportive	32.4%	6.9%	35.3%	32.7%

Q4b. Option 2: Build a new fire station on the M100 property, but no longer operate the current fire station. How supportive would you be of building a new fire station on the M100 property, and no longer operating the existing fire station? (without "not sure")

N=222

Years Lived in Oneida Township				
	0-10	11-20	21-30	31+

Q4b. How supportive would you be of building a new fire station on M100 property, & no longer operating the existing fire station

Very supportive	25.0%	27.3%	34.4%	24.1%
Somewhat supportive	18.8%	22.7%	15.6%	18.4%
Not supportive	56.3%	50.0%	50.0%	57.5%

Q4c. Option 3: Build two new fire stations, and no longer operate the existing station. One new main station would be built on the M100 property, and the other smaller satellite station would either be at the location of the current fire station or at an alternate location. How supportive would you be of building a new main fire station on the M100 property, and building a new smaller satellite station, and no longer operating the current fire station? (without "not sure")

N=222

	Years Lived in Oneida Township		
	0-10	11-20	21-30

Q4c. How supportive would you be of building a new main fire station on M100 property, & building a new smaller satellite station, & no longer operating the current fire station

Very supportive	19.4%	30.4%	12.9%	10.3%
Somewhat supportive	25.8%	26.1%	19.4%	13.8%
Not supportive	54.8%	43.5%	67.7%	75.9%

Q5. Which ONE option listed below are your most preferred actions for GLAESA to take regarding the fire station? (without "not provided")

	Years Lived in Oneida Township			
	0-10	11-20	21-30	31+
N=222				
<u>Q5. Your most preferred action for GLAESA to take regarding the fire station</u>				
Build a new fire station on M100 property, & continue to operate the renovated current fire station	50.0%	62.1%	45.5%	52.8%
Build a new fire station on M100 property, & no longer operate the current fire station	16.7%	10.3%	15.2%	22.6%
Build two new fire stations-one main station on M100 property & one smaller satellite station, & no longer operate the current fire station	16.7%	17.2%	15.2%	9.4%
I don't support making any changes to the current fire department facilities	16.7%	10.3%	24.2%	15.1%

Q6. How important is it for GLAESA to continue to provide fire and emergency services at a fire station north of the river? (without "not sure")

N=222

Years Lived in Oneida Township		
0-10	11-20	21-30
		31+

Q6. How important is it for GLAESA to continue to provide fire & emergency services at a fire station north of the river

Very important	69.0%	70.0%	66.7%	63.9%
Somewhat important	17.2%	25.0%	18.5%	24.7%
Not important	13.8%	5.0%	14.8%	11.3%



6 Overall Tabular Data

Q1. Have you called 911 within the past two years for fire or emergency services?

Q1. Have you called 911 within past two years for fire or emergency services	Number	Percent
Yes	143	23.7 %
No	460	76.3 %
Total	603	100.0 %

Q2. For each of the items listed, please rate your satisfaction using a scale of 1 to 5, where 5 means "Very Satisfied" and 1 means "Very Dissatisfied."

(N=603)

	Very satisfied	Satisfied	Neutral	Dissatisfied	Don't know
Q2-1. Overall quality of fire services	33.2%	14.4%	4.6%	0.5%	47.3%
Q2-2. How quickly fire services respond to emergencies	30.7%	13.1%	6.3%	0.3%	49.6%
Q2-3. Overall quality of emergency medical/ambulance services	38.0%	14.6%	4.1%	0.3%	43.0%
Q2-4. How quickly emergency medical/ambulance services respond to emergencies	35.5%	14.3%	6.0%	0.8%	43.4%

WITHOUT DON'T KNOW**Q2. For each of the items listed, please rate your satisfaction using a scale of 1 to 5, where 5 means "Very Satisfied" and 1 means "Very Dissatisfied." (without "don't know")**

(N=603)

	Very satisfied	Satisfied	Neutral	Dissatisfied
Q2-1. Overall quality of fire services	62.9%	27.4%	8.8%	0.9%
Q2-2. How quickly fire services respond to emergencies	60.9%	26.0%	12.5%	0.7%
Q2-3. Overall quality of emergency medical/ambulance services	66.6%	25.6%	7.3%	0.6%
Q2-4. How quickly emergency medical/ambulance services respond to emergencies	62.8%	25.2%	10.6%	1.5%

Q3. Firefighters and other emergency personnel regularly work in environments that expose them to smoke, toxic substances, and high stress situations. Over time, these exposures can increase the risk of cancer and other serious health conditions. Modern public safety facilities are designed to help reduce these risks by keeping contaminated areas separate from clean spaces, improving indoor air quality, providing proper decontamination areas, and supporting overall health and wellness. With this information in mind, how important do you believe it is for community facilities to include these types of health and safety focused features to better protect firefighters and emergency personnel who serve our community?

Q3. How important is it for community facilities to include types of health & safety focused features to better protect firefighters & emergency personnel who serve our community

	Number	Percent
Very important	423	70.1 %
Important	110	18.2 %
Somewhat important	31	5.1 %
Not important	9	1.5 %
Not at all important	9	1.5 %
Not provided	21	3.5 %
Total	603	100.0 %

WITHOUT NOT PROVIDED

Q3. Firefighters and other emergency personnel regularly work in environments that expose them to smoke, toxic substances, and high stress situations. Over time, these exposures can increase the risk of cancer and other serious health conditions. Modern public safety facilities are designed to help reduce these risks by keeping contaminated areas separate from clean spaces, improving indoor air quality, providing proper decontamination areas, and supporting overall health and wellness. With this information in mind, how important do you believe it is for community facilities to include these types of health and safety focused features to better protect firefighters and emergency personnel who serve our community? (without "not provided")

Q3. How important is it for community facilities to include types of health & safety focused features to better protect firefighters & emergency personnel who serve our community

	Number	Percent
Very important	423	72.7 %
Important	110	18.9 %
Somewhat important	31	5.3 %
Not important	9	1.5 %
Not at all important	9	1.5 %
Total	582	100.0 %

Q4a. Option 1: Build a new fire station on the M100 property, and renovate the existing fire station. How supportive would you be of building a new fire station on the M100 property and continuing to operate a renovated existing fire station?

Q4a. How supportive would you be of building a new fire station on M100 property & continuing to operate a renovated existing fire station

	Number	Percent
Very supportive	287	47.6 %
Somewhat supportive	105	17.4 %
Not supportive	127	21.1 %
Not sure	84	13.9 %
Total	603	100.0 %

Q4b. Option 2: Build a new fire station on the M100 property, but no longer operate the current fire station. How supportive would you be of building a new fire station on the M100 property, and no longer operating the existing fire station?

Q4b. How supportive would you be of building a new fire station on M100 property, & no longer operating the existing fire station

	Number	Percent
Very supportive	112	18.6 %
Somewhat supportive	111	18.4 %
Not supportive	256	42.5 %
Not sure	124	20.6 %
Total	603	100.0 %

Q4c. Option 3: Build two new fire stations, and no longer operate the existing station. One new main station would be built on the M100 property, and the other smaller satellite station would either be at the location of the current fire station or at an alternate location. How supportive would you be of building a new main fire station on the M100 property, and building a new smaller satellite station, and no longer operating the current fire station?

Q4c. How supportive would you be of building a new main fire station on M100 property, & building a new smaller satellite station, & no longer operating the current fire station

	Number	Percent
Very supportive	71	11.8 %
Somewhat supportive	103	17.1 %
Not supportive	302	50.1 %
Not sure	127	21.1 %
Total	603	100.0 %

Q5. Which ONE option listed below are your most preferred actions for GLAESA to take regarding the fire station?

Q5. Your most preferred action for GLAESA to take regarding the fire station	Number	Percent
Build a new fire station on M100 property, & continue to operate the renovated current fire station	320	53.1 %
Build a new fire station on M100 property, & no longer operate the current fire station	96	15.9 %
Build two new fire stations-one main station on M100 property & one smaller satellite station, & no longer operate the current fire station	65	10.8 %
I don't support making any changes to the current fire department facilities	82	13.6 %
<u>Not provided</u>	40	6.6 %
Total	603	100.0 %

WITHOUT NOT PROVIDED

Q5. Which ONE option listed below are your most preferred actions for GLAESA to take regarding the fire station? (without "not provided")

Q5. Your most preferred action for GLAESA to take regarding the fire station	Number	Percent
Build a new fire station on M100 property, & continue to operate the renovated current fire station	320	56.8 %
Build a new fire station on M100 property, & no longer operate the current fire station	96	17.1 %
Build two new fire stations-one main station on M100 property & one smaller satellite station, & no longer operate the current fire station	65	11.5 %
I don't support making any changes to the current fire department facilities	82	14.6 %
Total	563	100.0 %

Q6. How important is it for GLAESA to continue to provide fire and emergency services at a fire station north of the river?

Q6. How important is it for GLAESA to continue to provide fire & emergency services at a fire station north of the river	Number	Percent
Very important	340	56.4 %
Somewhat important	104	17.2 %
Not important	51	8.5 %
Not sure	108	17.9 %
Total	603	100.0 %

Q7. What is your age?

Q7. Your age	Number	Percent
18-34	69	11.4 %
35-44	82	13.6 %
45-54	86	14.3 %
55-64	99	16.4 %
65-74	118	19.6 %
75+	120	19.9 %
Not provided	29	4.8 %
Total	603	100.0 %

WITHOUT NOT PROVIDED**Q7. What is your age? (without "not provided")**

Q7. Your age	Number	Percent
18-34	69	12.0 %
35-44	82	14.3 %
45-54	86	15.0 %
55-64	99	17.2 %
65-74	118	20.6 %
75+	120	20.9 %
Total	574	100.0 %

Q8. Which of the following best describes your gender identity?

Q8. Your gender identity	Number	Percent
Male	286	47.4 %
Female	292	48.4 %
Prefer not to disclose	25	4.1 %
Total	603	100.0 %

WITHOUT PREFER NOT TO DISCLOSE**Q8. Which of the following best describes your gender identity? (without "prefer not to disclose")**

Q8. Your gender identity	Number	Percent
Male	286	49.5 %
Female	292	50.5 %
Total	578	100.0 %

Q9. How long have you lived in the Grand Ledge/Oneida Township area?

Q9. How long have you lived in Grand Ledge/ Oneida Township area	Number	Percent
0-5	58	9.6 %
6-10	57	9.5 %
11-15	45	7.5 %
16-20	45	7.5 %
21-30	111	18.4 %
31+	271	44.9 %
Not provided	16	2.7 %
Total	603	100.0 %

WITHOUT NOT PROVIDED

Q9. How long have you lived in the Grand Ledge/Oneida Township area? (without "not provided")

Q9. How long have you lived in Grand Ledge/ Oneida Township area	Number	Percent
0-5	58	9.9 %
6-10	57	9.7 %
11-15	45	7.7 %
16-20	45	7.7 %
21-30	111	18.9 %
31+	271	46.2 %
Total	587	100.0 %

Area:

Area	Number	Percent
Grand Ledge	381	63.2 %
Oneida Township	222	36.8 %
Total	603	100.0 %



7 Survey Instrument



Grand Ledge Area Emergency Services Authority

500 N. Clinton St., Grand Ledge MI 48837
Ph. (517) 627-1157 Fax (517) 627-0417
www.glaesa.com

Dear Valued Community Member,

The Grand Ledge Area Emergency Services Authority (GLAESA), more commonly known as the **Grand Ledge Fire Department**, is seeking your input on an important project that will shape the future of public safety in our community. Your participation in this survey will help us understand the local opinions regarding a potential new and/or renovated fire station.

The Grand Ledge Area Emergency Services Authority Fire Board is diligently working with myself and many partners to address the growing emergency services needs of the City of Grand Ledge and Oneida Charter Township. To meet current and future needs of our fire district, we are exploring the construction of a new fire station on M100, located just south of Meijer. The proposed facility would include four to six drive-through bays for fire and EMS vehicles, dedicated living quarters for personnel, essential training spaces, and the support areas required for safe, efficient emergency operations. We are also conducting a thorough assessment of the existing station facility, to outline options for renovating or replacing this station. These improvements will help reduce emergency response times and support a more reliable, modern emergency services system for all residents.

Your feedback is essential as this project is evaluated. The information you can provide will help us understand our community's priorities. These priorities will guide our planning decisions and ensure that any future investment reflects your values and expectations. The Grand Ledge Area Emergency Services Authority is here to serve all the residents in our fire district, and we look forward to your partnership in this project.

We ask you to please share your feedback through this brief survey within the next two weeks. We have selected ETC Institute, an independent consulting company, to administer this survey. Please return your completed survey in the enclosed postage-paid envelope addressed to ETC Institute, 725 W. Frontier Circle, Olathe, KS 66061. If you prefer to complete the survey online, please visit glaesasurvey.org.

Thank you for taking the time to share your perspective and for your continued support of your first responders and the Grand Ledge Fire Department.

Sincerely,

Michael Roman, Fire Chief
Grand Ledge Area Emergency Services Authority

2026 Grand Ledge Area Emergency Services Authority Community Survey

The Grand Ledge Area Emergency Services Authority (GLAESA) would like your input to help understand the community's opinions on a potential new or renovated fire station in order to provide better service and quicker response times for the entire community. This survey will take a few minutes to complete. When you are finished, please return your completed survey in the enclosed postage-paid, return-reply envelope within the next two weeks. If you prefer, you can complete the survey online at glaesasurvey.org. We greatly appreciate your time!

The Grand Ledge Area Emergency Services Authority (GLAESA) is considering an initiative to support the growing public safety needs of our community. The current fire station at 500 North Clinton Street was repurposed from a City of Grand Ledge Public Works Shop in the early 1950s, and is no longer adequate to meet the public safety needs of the City of Grand Ledge and Oneida Charter Township. Although the building has served the community well for many decades, it no longer meets the operational demands or occupant health and safety standards, nor does it fit the newer fire and EMS vehicles. Since 2000, your fire department has had nearly a 1000% increase in emergency call volume, from approximately 350 emergency calls in 2000 to nearly 3500 in 2025, well beyond the capacity that the original fire station was intended to meet.

GLAESA purchased a piece of property on M100 in 2006, located just south of Meijer, to intentionally address future growth patterns of the community. GLAESA is exploring the possibility of constructing a new fire station on this property. The new facility would feature four to six drive-through bays for emergency vehicles, and all the support functions required for both personnel and for modern fire, rescue and EMS operations. GLAESA is also assessing options for renovating or replacing the current station. With these considerations in mind, we request your response to the following questions:

1. Have you called 911 within the past two years for fire or emergency services?

(1) Yes (2) No

2. For each of the items listed, please rate your satisfaction using a scale of 1 to 5, where 5 means "Very Satisfied" and 1 means "Very Dissatisfied."

How satisfied are you with...	Very Satisfied	Satisfied	Neutral	Dissatisfied	Very Dissatisfied	Don't Know
1. Overall quality of fire services	5	4	3	2	1	9
2. How quickly fire services respond to emergencies	5	4	3	2	1	9
3. Overall quality of emergency medical/ambulance services	5	4	3	2	1	9
4. How quickly emergency medical/ambulance services respond to emergencies	5	4	3	2	1	9

3. Firefighters and other emergency personnel regularly work in environments that expose them to smoke, toxic substances, and high stress situations. Over time, these exposures can increase the risk of cancer and other serious health conditions. Modern public safety facilities are designed to help reduce these risks by keeping contaminated areas separate from clean spaces, improving indoor air quality, providing proper decontamination areas, and supporting overall health and wellness.

With this information in mind, how important do you believe it is for community facilities to include these types of health and safety focused features to better protect firefighters and emergency personnel who serve our community?

(5) Very important (3) Somewhat important (1) Not at all important
 (4) Important (2) Not important

The following questions are related to potential options GLAESA could take to improve the quality of fire and emergency medical services for the City of Grand Ledge and Oneida Charter Township residents.

4a. **Option 1: Build a new fire station on the M100 property, and renovate the existing fire station. How supportive would you be of building a new fire station on the M100 property and continuing to operate a renovated existing fire station?**

- | | |
|--|---|
| <input type="checkbox"/> (3) Very supportive | <input type="checkbox"/> (1) Not supportive |
| <input type="checkbox"/> (2) Somewhat supportive | <input type="checkbox"/> (9) Not sure |

4b. **Option 2: Build a new fire station on the M100 property, but no longer operate the current fire station. How supportive would you be of building a new fire station on the M100 property, and no longer operating the existing fire station?**

- | | |
|--|---|
| <input type="checkbox"/> (3) Very supportive | <input type="checkbox"/> (1) Not supportive |
| <input type="checkbox"/> (2) Somewhat supportive | <input type="checkbox"/> (9) Not sure |

4c. **Option 3: Build two new fire stations, and no longer operate the existing station. One new main station would be built on the M100 property, and the other smaller satellite station would either be at the location of the current fire station or at an alternate location. How supportive would you be of building a new main fire station on the M100 property, and building a new smaller satellite station, and no longer operating the current fire station?**

- | | |
|--|---|
| <input type="checkbox"/> (3) Very supportive | <input type="checkbox"/> (1) Not supportive |
| <input type="checkbox"/> (2) Somewhat supportive | <input type="checkbox"/> (9) Not sure |

5. **Which ONE option listed below are your most preferred actions for GLAESA to take regarding the fire station?**

- (1) Build a new fire station on the M100 property, and continue to operate the renovated current fire station
- (2) Build a new fire station on the M100 property, and no longer operate the current fire station
- (3) Build two new fire stations; one main station on the M100 property and one smaller satellite station, and no longer operate the current fire station
- (4) I don't support making any changes to the current fire department facilities

6. **How important is it for GLAESA to continue to provide fire and emergency services at a fire station north of the river?**

- | | |
|---|--|
| <input type="checkbox"/> (3) Very important | <input type="checkbox"/> (1) Not important |
| <input type="checkbox"/> (2) Somewhat important | <input type="checkbox"/> (9) Not sure |

The following questions are asked to ensure that we reach all groups in the City of Grand Ledge and Oneida Charter Township. Your responses will remain confidential.

7. **What is your age?** _____ years

8. **Which of the following best describes your gender identity?**

- | | |
|---|---|
| <input type="checkbox"/> (1) Male | <input type="checkbox"/> (4) Prefer to self-describe: _____ |
| <input type="checkbox"/> (2) Female | <input type="checkbox"/> (5) Prefer not to disclose |
| <input type="checkbox"/> (3) Non-binary | |

9. **How long have you lived in the Grand Ledge/Oneida Township area?** _____ years

10. **Is there anything else you would like to share with GLAESA?**

This concludes the survey. Thank you for your time!
Please return your completed survey in the enclosed return-reply envelope addressed to:
ETC Institute, 725 W. Frontier Circle, Olathe, KS 66061

Your responses will remain completely confidential. The information to the right will ONLY be used to help identify the level of need in your area. Thank you!

Q1. Have you called 911 within the past two years for fire or emergency services?

Q1. Have you called 911 within past two years for fire or emergency services	Number	Percent
Yes	143	23.7 %
No	460	76.3 %
Total	603	100.0 %

Q2. For each of the items listed, please rate your satisfaction using a scale of 1 to 5, where 5 means "Very Satisfied" and 1 means "Very Dissatisfied."

(N=603)

	Very satisfied	Satisfied	Neutral	Dissatisfied	Don't know
Q2-1. Overall quality of fire services	33.2%	14.4%	4.6%	0.5%	47.3%
Q2-2. How quickly fire services respond to emergencies	30.7%	13.1%	6.3%	0.3%	49.6%
Q2-3. Overall quality of emergency medical/ambulance services	38.0%	14.6%	4.1%	0.3%	43.0%
Q2-4. How quickly emergency medical/ ambulance services respond to emergencies	35.5%	14.3%	6.0%	0.8%	43.4%

WITHOUT DON'T KNOW

Q2. For each of the items listed, please rate your satisfaction using a scale of 1 to 5, where 5 means "Very Satisfied" and 1 means "Very Dissatisfied." (without "don't know")

(N=603)

	Very satisfied	Satisfied	Neutral	Dissatisfied
Q2-1. Overall quality of fire services	62.9%	27.4%	8.8%	0.9%
Q2-2. How quickly fire services respond to emergencies	60.9%	26.0%	12.5%	0.7%
Q2-3. Overall quality of emergency medical/ambulance services	66.6%	25.6%	7.3%	0.6%
Q2-4. How quickly emergency medical/ ambulance services respond to emergencies	62.8%	25.2%	10.6%	1.5%

Q3. Firefighters and other emergency personnel regularly work in environments that expose them to smoke, toxic substances, and high stress situations. Over time, these exposures can increase the risk of cancer and other serious health conditions. Modern public safety facilities are designed to help reduce these risks by keeping contaminated areas separate from clean spaces, improving indoor air quality, providing proper decontamination areas, and supporting overall health and wellness. With this information in mind, how important do you believe it is for community facilities to include these types of health and safety focused features to better protect firefighters and emergency personnel who serve our community?

Q3. How important is it for community facilities to include types of health & safety focused features to better protect firefighters & emergency personnel who serve our community

	Number	Percent
Very important	423	70.1 %
Important	110	18.2 %
Somewhat important	31	5.1 %
Not important	9	1.5 %
Not at all important	9	1.5 %
Not provided	21	3.5 %
Total	603	100.0 %

WITHOUT NOT PROVIDED

Q3. Firefighters and other emergency personnel regularly work in environments that expose them to smoke, toxic substances, and high stress situations. Over time, these exposures can increase the risk of cancer and other serious health conditions. Modern public safety facilities are designed to help reduce these risks by keeping contaminated areas separate from clean spaces, improving indoor air quality, providing proper decontamination areas, and supporting overall health and wellness. With this information in mind, how important do you believe it is for community facilities to include these types of health and safety focused features to better protect firefighters and emergency personnel who serve our community? (without "not provided")

Q3. How important is it for community facilities to include types of health & safety focused features to better protect firefighters & emergency personnel who serve our community

	Number	Percent
Very important	423	72.7 %
Important	110	18.9 %
Somewhat important	31	5.3 %
Not important	9	1.5 %
Not at all important	9	1.5 %
Total	582	100.0 %

Q4a. Option 1: Build a new fire station on the M100 property, and renovate the existing fire station. How supportive would you be of building a new fire station on the M100 property and continuing to operate a renovated existing fire station?

Q4a. How supportive would you be of building a new fire station on M100 property & continuing to operate a renovated existing fire station

	Number	Percent
Very supportive	287	47.6 %
Somewhat supportive	105	17.4 %
Not supportive	127	21.1 %
Not sure	84	13.9 %
Total	603	100.0 %

Q4b. Option 2: Build a new fire station on the M100 property, but no longer operate the current fire station. How supportive would you be of building a new fire station on the M100 property, and no longer operating the existing fire station?

Q4b. How supportive would you be of building a new fire station on M100 property, & no longer operating the existing fire station

	Number	Percent
Very supportive	112	18.6 %
Somewhat supportive	111	18.4 %
Not supportive	256	42.5 %
Not sure	124	20.6 %
Total	603	100.0 %

Q4c. Option 3: Build two new fire stations, and no longer operate the existing station. One new main station would be built on the M100 property, and the other smaller satellite station would either be at the location of the current fire station or at an alternate location. How supportive would you be of building a new main fire station on the M100 property, and building a new smaller satellite station, and no longer operating the current fire station?

Q4c. How supportive would you be of building a new main fire station on M100 property, & building a new smaller satellite station, & no longer operating the current fire station

	Number	Percent
Very supportive	71	11.8 %
Somewhat supportive	103	17.1 %
Not supportive	302	50.1 %
Not sure	127	21.1 %
Total	603	100.0 %

Q5. Which ONE option listed below are your most preferred actions for GLAESA to take regarding the fire station?

Q5. Your most preferred action for GLAESA to take regarding the fire station

	Number	Percent
Build a new fire station on M100 property, & continue to operate the renovated current fire station	320	53.1 %
Build a new fire station on M100 property, & no longer operate the current fire station	96	15.9 %
Build two new fire stations-one main station on M100 property & one smaller satellite station, & no longer operate the current fire station	65	10.8 %
I don't support making any changes to the current fire department facilities	82	13.6 %
Not provided	40	6.6 %
Total	603	100.0 %

WITHOUT NOT PROVIDED

Q5. Which ONE option listed below are your most preferred actions for GLAESA to take regarding the fire station? (without "not provided")

Q5. Your most preferred action for GLAESA to take regarding the fire station

	Number	Percent
Build a new fire station on M100 property, & continue to operate the renovated current fire station	320	56.8 %
Build a new fire station on M100 property, & no longer operate the current fire station	96	17.1 %
Build two new fire stations-one main station on M100 property & one smaller satellite station, & no longer operate the current fire station	65	11.5 %
I don't support making any changes to the current fire department facilities	82	14.6 %
Total	563	100.0 %

Q6. How important is it for GLAESA to continue to provide fire and emergency services at a fire station north of the river?

Q6. How important is it for GLAESA to continue to provide fire & emergency services at a fire station north of the river

	Number	Percent
Very important	340	56.4 %
Somewhat important	104	17.2 %
Not important	51	8.5 %
Not sure	108	17.9 %
Total	603	100.0 %

Q7. What is your age?

Q7. Your age	Number	Percent
18-34	69	11.4 %
35-44	82	13.6 %
45-54	86	14.3 %
55-64	99	16.4 %
65-74	118	19.6 %
75+	120	19.9 %
Not provided	29	4.8 %
Total	603	100.0 %

WITHOUT NOT PROVIDED

Q7. What is your age? (without "not provided")

Q7. Your age	Number	Percent
18-34	69	12.0 %
35-44	82	14.3 %
45-54	86	15.0 %
55-64	99	17.2 %
65-74	118	20.6 %
75+	120	20.9 %
Total	574	100.0 %

Q8. Which of the following best describes your gender identity?

Q8. Your gender identity	Number	Percent
Male	286	47.4 %
Female	292	48.4 %
Prefer not to disclose	25	4.1 %
Total	603	100.0 %

WITHOUT PREFER NOT TO DISCLOSE

Q8. Which of the following best describes your gender identity? (without "prefer not to disclose")

Q8. Your gender identity	Number	Percent
Male	286	49.5 %
Female	292	50.5 %
Total	578	100.0 %

Q9. How long have you lived in the Grand Ledge/Oneida Township area?

Q9. How long have you lived in Grand Ledge/

<u>Oneida Township area</u>	<u>Number</u>	<u>Percent</u>
0-5	58	9.6 %
6-10	57	9.5 %
11-15	45	7.5 %
16-20	45	7.5 %
21-30	111	18.4 %
31+	271	44.9 %
Not provided	16	2.7 %
Total	603	100.0 %

WITHOUT NOT PROVIDED

Q9. How long have you lived in the Grand Ledge/Oneida Township area? (without "not provided")

Q9. How long have you lived in Grand Ledge/

<u>Oneida Township area</u>	<u>Number</u>	<u>Percent</u>
0-5	58	9.9 %
6-10	57	9.7 %
11-15	45	7.7 %
16-20	45	7.7 %
21-30	111	18.9 %
31+	271	46.2 %
Total	587	100.0 %

Area:

<u>Area</u>	<u>Number</u>	<u>Percent</u>
Grand Ledge	381	63.2 %
Oneida Township	222	36.8 %
Total	603	100.0 %

◆ RIVERSIDE ◆ ◆ ACCOUNTING, INC. ◆

321 N. BRIDGE STREET • GRAND LEDGE, MI 48837 • VOICE (517) 364-1040 • FAX (517) 627-6863

GRAND LEDGE AREA EMERGENCY SERVICES AUTHORITY
Board of Directors
500 N Clinton Street
Grand Ledge, MI 48837

ACCOUNTANT'S COMPILATION REPORT

We are providing the accompanying Balance Sheet for the **GRAND LEDGE AREA EMERGENCY SERVICES AUTHORITY** as of February 28, 2026, as well as the related Statement of Revenues and Expenditures for the period then ended.

These statements are limited to presenting, in the form of financial statements, information that is the representation of management. We are not qualified to audit or review the accompanying financial statements and accordingly do not express any opinion or any other form of assurance on them.

Management has elected to omit substantially all the disclosures, and the statement of cash flows required by U.S. generally accepted accounting principles. If the omitted disclosures and statement of cash flows were included in the financial statements, they might influence the user's conclusions about the Organization's financial position, and the results of operations, and cash flows. Accordingly, these financial statements are not designed for those who are not informed about such matters.



Riverside Accounting, Inc.
March 13, 2026

Grand Ledge Area Emergency Services
Balance Sheet
February 28, 2026

ASSETS	This Year	Last Year
Current Assets		
Dart Checking	\$ 244,830.17	\$ 1,154,522.93
Dart Future Reserved	654,440.25	481,423.04
Dart Muni MM	1,449,127.19	1,654,919.39
Prepaid Expenses	69,418.98	19,371.44
Accounts Receivable	108,583.65	135,732.47
Allowance for Doubtful Account	(31,740.00)	(31,740.00)
Accounts Receivable - Other	348.00	150.00
Total Current Assets	2,495,008.24	3,414,379.27
Property and Equipment		
Total Property and Equipment	0.00	0.00
Other Assets		
Total Other Assets	0.00	0.00
Total Assets	\$ 2,495,008.24	\$ 3,414,379.27
 LIABILITIES AND CAPITAL		
Current Liabilities		
Accounts Payable	\$ 41,469.00	\$ 71,162.17
Accrued Sick & Vacation	0.00	0.33
Deferred Revenue	1,228,127.89	1,842,953.99
Total Current Liabilities	1,269,596.89	1,914,116.49
Long-Term Liabilities		
Total Long-Term Liabilities	0.00	0.00
Total Liabilities	1,269,596.89	1,914,116.49
Capital		
Reserved for Future Equipment	365,799.84	365,799.84
Fund Balance	1,329,432.41	987,892.37
Net Income	(469,820.90)	146,570.57
Total Capital	1,225,411.35	1,500,262.78
Total Liabilities & Capital	\$ 2,495,008.24	\$ 3,414,379.27

See Accountant's Report

Grand Ledge Area Emergency Services
Income Statement
Compared with Budget
For the Eight Months Ending February 28, 2026

ID	Description	Current Actual	Current Budget	YTD Actual	YTD Budget
Revenues					
101 402 001	GL Millage	\$ 0.00	\$ 79,322.60	\$ 469,672.11	\$ 634,580.82
101 402 002	Oneida Millage	0.00	52,701.03	260,800.56	421,608.26
101 402 003	City DDA Capture	0.00	(21,502.50)	(129,015.00)	(172,020.00)
101 402 004	GL Millage 2.0	0.00	53,296.48	319,778.40	426,371.83
101 402 005	Oneida Millage 2.0	0.00	35,409.57	212,457.42	283,276.60
101 450 001	Training Income	0.00	0.00	450.00	0.00
101 580 001	EMS Service Agreement Fee	0.00	0.00	4,000.00	4,000.00
101 627 001	Service Runs Billings	108,708.98	68,750.00	1,066,154.60	550,000.00
101 627 002	Service Runs Contract W/O	(51,020.66)	0.00	(411,558.37)	0.00
101 627 003	Service Runs Bad Debt W/O	(8,190.87)	0.00	(64,609.84)	0.00
101 664 001	Interest/Dividend Income	1,343.04	1,750.00	18,059.51	14,000.00
101 671 001	Miscellaneous Revenue	0.00	0.00	335.00	0.00
101 673 001	Sale of Equipment	0.00	0.00	400.00	0.00
	Total Revenues	50,840.49	269,727.18	1,746,924.39	2,161,817.51
Cost of Sales					
	Total Cost of Sales	0.00	0.00	0.00	0.00
	Gross Profit	50,840.49	269,727.18	1,746,924.39	2,161,817.51
Expenses					
101 336 703.01	Payroll - Chief	7,606.40	8,209.62	62,752.80	65,676.91
101 336 703.02	Payroll - Career	113,057.11	88,800.94	659,981.33	710,407.57
101 336 704	Payroll - Oncall Part Paid	14,369.45	17,916.67	122,227.94	143,333.32
101 336 719.01	Payroll Taxes	10,342.37	8,944.93	63,738.40	71,559.47
101 336 719.02	Retirement	(5,801.49)	18,196.51	72,350.51	145,572.07
101 336 719.03	Fringe Benefits	12,038.24	37,318.33	218,073.59	298,546.68
101 336 721	Longevity Pay	0.00	0.00	15,800.00	16,800.00
101 336 723	Human Resources Managem	40.50	416.67	4,055.42	3,333.32
101 336 728	Office Supplies	807.10	333.33	2,960.04	2,666.64
101 336 741	Repairs & Maintenance	1,177.02	7,500.00	61,105.16	60,000.00
101 336 742	Apparatus Fuel	295.71	3,000.00	17,353.40	24,000.00
101 336 744	Uniforms	2,154.00	1,041.67	6,968.37	7,433.32
101 336 776	EMS Supplies	8,220.87	14,984.21	162,162.49	119,873.70
101 336 777	Building Maintenance	643.98	1,291.67	6,349.83	10,333.32
101 336 800	Maintenance Supplies	335.34	250.00	2,868.52	2,000.00
101 336 803	Trash Removal	136.33	141.67	1,090.64	1,133.32
101 336 806	Laundry & Repair	496.96	2,316.67	6,201.48	18,533.32
101 336 817	Professional Service	23,333.02	21,609.14	181,799.53	172,873.09
101 336 823	Departmental Programs	1,453.50	1,125.00	5,762.38	9,000.00
101 336 824	Training	1,477.19	3,958.33	21,130.07	31,666.68
101 336 831	Insurance	0.00	3,696.50	48,219.00	29,572.00
101 336 853	Communications	1,131.58	941.67	8,760.25	7,533.32
101 336 921	Utilites	3,226.31	2,500.00	19,719.88	20,000.00
101 336 940	Building Rent	2,083.33	2,083.33	16,666.64	16,666.68
101 336 957	Miscellaneous	0.00	0.00	181.98	0.00
101 901 977.01	New Equipment	0.00	1,796.17	68,702.31	14,369.34
101 901 977.03	New Equipment - Ambulanc	0.00	0.00	313,063.00	0.00
101 901 977.04	Debt Service	5,827.09	5,916.67	46,616.72	47,333.32
101 906 995	Interest Expense	0.00	0.00	83.61	0.00
	Total Expenses	204,451.91	254,289.70	2,216,745.29	2,050,217.39

See Accountant's Report

Grand Ledge Area Emergency Services
Income Statement
Compared with Budget
For the Eight Months Ending February 28, 2026

ID	Description	Current Actual	Current Budget	YTD Actual	YTD Budget
	Net Income	\$ (153,611.42)	\$ 15,437.48	\$ (469,820.90)	\$ 111,600.12

See Accountant's Report

Grand Ledge Area Emergency Services
Year to Date Income Statement
Budget Variance Report
For the Twelve Months Ending June 30, 2026

Account ID	Description	Current Year Actual	Current Year Budget	Variance	Variance Percent
Revenues					
101 402 001	GL Millage	\$ 469,672.11	\$ 951,871.22	(482,199.11)	(50.66)
101 402 002	Oneida Millage	260,800.56	632,412.38	(371,611.82)	(58.76)
101 402 003	City DDA Capture	(129,015.00)	(258,030.00)	129,015.00	(50.00)
101 402 004	GL Millage 2.0	319,778.40	639,557.75	(319,779.35)	(50.00)
101 402 005	Oneida Millage 2.0	212,457.42	424,914.88	(212,457.46)	(50.00)
101 450 001	Training Income	450.00	0.00	450.00	0.00
101 580 001	EMS Service Agreement Fee	4,000.00	4,000.00	0.00	0.00
101 627 001	Service Runs Billings	1,064,790.81	825,000.00	239,790.81	29.07
101 627 002	Service Runs Contract W/O	(411,558.37)	0.00	(411,558.37)	0.00
101 627 003	Service Runs Bad Debt W/O	(64,609.84)	0.00	(64,609.84)	0.00
101 664 001	Interest/Dividend Income	18,059.51	21,000.00	(2,940.49)	(14.00)
101 671 001	Miscellaneous Revenue	335.00	0.00	335.00	0.00
101 673 001	Sale of Equipment	400.00	0.00	400.00	0.00
	Total Revenues	1,745,560.60	3,240,726.23	(1,495,165.63)	(46.14)
Cost of Sales					
	Total Cost of Sales	0.00	0.00	0.00	0.00
	Gross Profit	1,745,560.60	3,240,726.23	(1,495,165.63)	(46.14)
Expenses					
101 336 703.0	Payroll - Chief	66,556.00	98,515.39	(31,959.39)	(32.44)
101 336 703.0	Payroll - Career	694,003.38	1,065,611.33	(371,607.95)	(34.87)
101 336 704	Payroll - Oncall Part Paid	130,354.54	215,000.00	(84,645.46)	(39.37)
101 336 719.0	Payroll Taxes	67,204.48	107,339.19	(40,134.71)	(37.39)
101 336 719.0	Retirement	70,635.09	218,358.11	(147,723.02)	(67.65)
101 336 719.0	Fringe Benefits	233,118.67	447,820.00	(214,701.33)	(47.94)
101 336 721	Longevity Pay	15,800.00	16,800.00	(1,000.00)	(5.95)
101 336 723	Human Resources Managem	4,055.42	5,000.00	(944.58)	(18.89)
101 336 728	Office Supplies	2,960.04	3,999.96	(1,039.92)	(26.00)
101 336 741	Repairs & Maintenance	61,105.16	90,000.00	(28,894.84)	(32.11)
101 336 742	Apparatus Fuel	17,353.40	36,000.00	(18,646.60)	(51.80)
101 336 744	Uniforms	6,968.37	11,600.00	(4,631.63)	(39.93)
101 336 776	EMS Supplies	162,162.49	179,810.54	(17,648.05)	(9.81)
101 336 777	Building Maintenance	6,349.83	15,500.00	(9,150.17)	(59.03)
101 336 800	Maintenance Supplies	2,868.52	3,000.00	(131.48)	(4.38)
101 336 803	Trash Removal	1,090.64	1,700.00	(609.36)	(35.84)
101 336 806	Laundry & Repair	6,201.48	27,800.00	(21,598.52)	(77.69)
101 336 817	Professional Service	181,911.54	259,309.65	(77,398.11)	(29.85)
101 336 823	Departmental Programs	5,762.38	13,500.00	(7,737.62)	(57.32)
101 336 824	Training	21,130.07	47,500.00	(26,369.93)	(55.52)
101 336 831	Insurance	48,219.00	44,358.00	3,861.00	8.70
101 336 853	Communications	8,760.25	11,300.00	(2,539.75)	(22.48)
101 336 921	Utilites	19,719.88	30,000.00	(10,280.12)	(34.27)
101 336 940	Building Rent	25,000.00	25,000.00	0.00	0.00
101 336 957	Miscellaneous	181.98	0.00	181.98	0.00
101 901 977.0	New Equipment	68,702.31	21,554.02	47,148.29	218.74
101 901 977.0	New Equipment - Ambulanc	313,063.00	0.00	313,063.00	0.00
101 901 977.0	Debt Service	69,925.08	71,000.00	(1,074.92)	(1.51)
101 906 995	Interest Expense	83.61	0.00	83.61	0.00
	Total Expenses	2,311,246.61	3,067,376.19	(756,129.58)	(24.65)

See Accountant's Report

Grand Ledge Area Emergency Services
 Year to Date Income Statement
 Budget Variance Report
 For the Twelve Months Ending June 30, 2026

Account ID	Description	Current Year Actual	Current Year Budget	Variance	Variance Percent
	Net Income	\$ (565,686.01)	\$ 173,350.04	(739,036.05)	(426.33)

See Accountant's Report

**Grand Ledge Area Emergency Services
Cash Disbursements Journal
For the Period From Feb 1, 2026 to Feb 28, 2026**

Filter Criteria Includes: Report order is by Date. Report is printed in Detail Format.

Date	Check #	Account ID	Line Description	Debit Amount	Credit Amount
2/3/26		101 336 817 101 000 003	Professional Service PNC Merchant Fees	110.11	110.11
2/3/26		101 336 817 101 000 003	Professional Service Paytrace LLC	21.90	21.90
2/4/26		101 336 817 101 000 003	Professional Service Merchant Bankcard Fees	171.20	171.20
2/6/26		101 000 231.01 101 000 202 101 000 202 101 000 202 101 000 003	 P/R Direct Deposit	455.00 50,720.78 1,150.00 61.40	52,387.18
2/6/26		101 336 817 101 000 003	Professional Service Pay Plus	3.71	3.71
2/6/26	27647	101 000 202 101 000 202 101 000 202 101 000 202 101 000 003	Invoice: 12479/4 Invoice: 12546/4 Invoice: 12557/4 Invoice: 12562/4 Grand Ledge ACE Hardware	33.14 8.99 27.45 50.48	120.06
2/6/26	27648	101 000 202 101 000 003	Invoice: 664319 Active911, Inc.	50.00	50.00
2/6/26	27649	101 000 202 101 000 202 101 000 003	Invoice: 86073803 Invoice: 86075504 Bound Tree Medical, LLC	381.38 1,452.41	1,833.79
2/6/26	27650	101 000 202 101 000 003	Invoice: 15706 The Bug Man	155.00	155.00
2/6/26	27651	101 000 202 101 000 003	Invoice: 358514 CobraHelp	80.60	80.60
2/6/26	27652	101 000 202 101 000 003	Invoice: 02/01-02/28/2026 Comcast	14.79	14.79
2/6/26	27653	101 000 202 101 000 003	Invoice: Eng 611 pay053 The Dart Bank	5,827.09	5,827.09
2/6/26	27654	101 000 202 101 000 003	Invoice: 384650 DeLau Fire Services, Inc.	1,866.00	1,866.00
2/6/26	27655	101 000 202 101 000 003	Invoice: RIS0006808263 Delta Dental	1,404.94	1,404.94
2/6/26	27656	101 000 202 101 000 003	Invoice: 12/05/25-01/06/26 Elan Financial Services	2,564.63	2,564.63
2/6/26	27657	101 000 202 101 000 202 101 000 003	Invoice: 34115 Invoice: 341686 ETC Institute	3,375.00 3,375.00	6,750.00

**Grand Ledge Area Emergency Services
Cash Disbursements Journal
For the Period From Feb 1, 2026 to Feb 28, 2026**

Filter Criteria includes: Report order is by Date. Report is printed in Detail Format.

Date	Check #	Account ID	Line Description	Debit Amount	Credit Amount
2/6/26	27658	101 000 202 101 000 003	Invoice: 01/2026 Grand Ledge Auto Parts	271.70	271.70
2/6/26	27659	101 000 202 101 000 003	Invoice: Rent 25/26-08 City of Grand Ledge	2,083.33	2,083.33
2/6/26	27660	101 000 202 101 000 003	Invoice: 389777 Greenville Truck & Welding Supply	133.80	133.80
2/6/26	27661	101 000 202 101 000 202 101 000 003	Invoice: 109300-B Invoice: 109219-C Lansing Uniform Company	462.25 167.45	629.70
2/6/26	27662	101 000 202 101 000 003	Invoice: 18416 Medical Management Systems of MI	3,724.86	3,724.86
2/6/26	27663	101 000 202 101 000 202 101 000 202 101 000 003	Invoice: T Driver 180 Invoice: 913832283 - 031 Invoice: 914190811-01 Michigan State Disbursement Unit	336.32 499.54 378.16	1,214.02
2/6/26	27664	101 000 202 101 000 003	Invoice: 5589 Overwatch Emergency	133.60	133.60
2/6/26	27665	101 000 202 101 000 003	Invoice: pantry 020626 Grand Ledge Firefighters Local #2627	60.00	60.00
2/6/26	27666	101 000 202 101 000 003	Invoice: 260160003086 Priority Health	20,128.62	20,128.62
2/6/26	27667	101 000 202 101 000 202 101 000 003	Invoice: 252461 Invoice: 253102 Pro Image Petoskey	1,156.05 3,720.00	4,876.05
2/6/26	27668	101 000 202 101 000 003	Invoice: 2026-0094 Riverside Accounting, Inc.	1,206.55	1,206.55
2/6/26	27669	101 000 202 101 000 003	Invoice: 2052340 Sports Stop, LLC	578.76	578.76
2/6/26	27670	101 000 202 101 000 003	Invoice: 02/2026 Standard Insurance Company	321.00	321.00
2/6/26	27671	101 000 202 101 000 202 101 000 003	Invoice: 235840 Invoice: 236079 VC3, Inc.	546.00 278.20	824.20
2/11/26		101 000 229		27,692.18	

**Grand Ledge Area Emergency Services
Cash Disbursements Journal
For the Period From Feb 1, 2026 to Feb 28, 2026**

Filter Criteria includes: Report order is by Date. Report is printed in Detail Format.

Date	Check #	Account ID	Line Description	Debit Amount	Credit Amount
		101 000 229			0.06
		101 336 719.01		0.06	
		101 000 003	941 Taxes EFTPS		27,692.18
2/12/26		101 336 817	Professional Service	7.75	
		101 000 003	Pay Plus		7.75
2/17/26		101 000 005	Dart Muni MM	661,645.95	
		101 000 003	Transfer		661,645.95
2/20/26		101 000 231.01		420.00	
		101 000 202		31,237.28	
		101 000 202		1,150.00	
		101 000 202		68.40	
		101 000 003	P/R Direct Deposit		32,875.68
2/20/26		101 000 202	Invoice: swt 010926	1,850.73	
		101 000 202	Invoice: swt 012326	2,211.30	
		101 000 003	State of Michigan		4,062.03
2/20/26		101 000 202	Invoice: 00175308-2	16,719.27	
		101 000 003	MERS		16,719.27
2/20/26		101 336 817	Professional Service	7.50	
		101 000 003	Pay Plus		7.50
2/20/26	27675	101 000 202	Invoice: 12583/4	22.72	
		101 000 202	Invoice: 12611/4	48.97	
		101 000 003	Grand Ledge ACE Hardware		71.69
2/20/26	27676	101 000 202	Invoice: 1002425262	8,470.10	
		101 000 003	Accident Fund Insurance Co of America		8,470.10
2/20/26	27677	101 000 202	Invoice: 809662	230.00	
		101 000 003	AFLAC		230.00
2/20/26	27678	101 000 202	Invoice: 03/01-03/31/2026	414.40	
		101 000 003	Ameritas Life Insurance Corp		414.40
2/20/26	27679	101 000 202	Invoice: 01/01-01/31/2026	139.00	
		101 000 003	Baryames Cleaners		139.00
2/20/26	27680	101 000 202	Invoice: 86072326	3,386.37	
		101 000 202	Invoice: 86079104	54.51	
		101 000 202	Invoice: 86082421	167.97	
		101 000 202	Invoice: 86084659	339.22	
		101 000 003	Bound Tree Medical, LLC		3,948.07
2/20/26	27681	101 000 202	Invoice: 207059838445	2.71	
		101 000 202	Invoice: 203946116141	3,143.08	
		101 000 202	Invoice: 203946116142	83.23	
		101 000 003	Consumers Energy		3,229.02
2/20/26	27682	101 000 202	Invoice: 01/07-02/01/2026	4,322.24	

Grand Ledge Area Emergency Services
Cash Disbursements Journal
For the Period From Feb 1, 2026 to Feb 28, 2026

Filter Criteria includes: Report order is by Date. Report is printed in Detail Format.

Date	Check #	Account ID	Line Description	Debit Amount	Credit Amount
		101 000 003	01/07-02/04/2026 Elan Financial Services		4,322.24
2/20/26	27683	101 000 202 101 000 003	Invoice: CFSI-20386 Fleet Fueling of Michigan	2,049.15	2,049.15
2/20/26	27684	101 000 202 101 000 202 101 000 003	Invoice: 12/02-01/02/26 500 Invoice: 12/02-01/02/26 500A City of Grand Ledge	147.61 671.19	818.80
2/20/26	27685	101 000 202 101 000 003	Invoice: 29939666 Granger Container Service, Inc.	136.33	136.33
2/20/26	27686	101 000 202 101 000 202 101 000 003	Invoice: 390687 Invoice: 391643 Greenville Truck & Welding Supply	204.37 230.56	434.93
2/20/26	27687	101 000 202 101 000 202 101 000 202 101 000 003	Invoice: 109299-C Invoice: 109609-A Invoice: 109403-A Lansing Uniform Company	337.40 182.40 864.55	1,384.35
2/20/26	27688	101 000 202 101 000 202 101 000 003	Invoice: 1310391 Invoice: 1310391-1 Lansing Sanitary Supply, Inc.	512.85 159.24	672.09
2/20/26	27689	101 000 202 101 000 003	Invoice: P00416 MacQueen	724.07	724.07
2/20/26	27690	101 000 202 101 000 003	Invoice: 491-469549 State of Michigan	1,154.36	1,154.36
2/20/26	27691	101 000 202 101 000 003	Invoice: 2427674 MES Service Company LLC	420.00	420.00
2/20/26	27692	101 000 202 101 000 202 101 000 003	Invoice: 913832283 - 032 Invoice: 914190811-02 Michigan State Disbursement Unit	499.54 378.16	877.70
2/20/26	27693	101 000 202 101 000 003	Invoice: pantry 022026 Grand Ledge Firefighters Local #2627	55.00	55.00
2/20/26	27694	101 000 202 101 000 003	Invoice: 93850 Prein & Newhof	15,800.00	15,800.00
2/25/26		101 000 229 101 000 003	941 Taxes EFTPS	11,868.97	11,868.97
2/26/26		101 336 817	Professional Service	2.72	

**Grand Ledge Area Emergency Services
Cash Disbursements Journal
For the Period From Feb 1, 2026 to Feb 28, 2026**

Filter Criteria includes: Report order is by Date. Report is printed in Detail Format.

Date	Check #	Account ID	Line Description	Debit Amount	Credit Amount
		101 000 003	Pay Plus		2.72
2/27/26		101 336 817	Professional Service	40.00	
		101 000 003	ACH Fee		40.00
2/27/26		101 000 231.01		2,320.56	
		101 000 003	MERS HCSP		2,320.56
	Total			912,141.16	912,141.16

Don Willems, Chairman

Rick Lantz, Secretary

FINANCIAL ANALYSIS
 FINANCIAL TRANSACTIONS

CODE	FINANCIAL CATEGORY	---RECEIPTS---			---CHARGES---			YEAR TO DATE (\$)
		THIS MONTH (\$)	MONTHLY AVERAGE (\$)	% MONTH	THIS MONTH (\$)	MONTHLY AVERAGE (\$)	% MONTH	
A	PRIVATE PAY	0.00	0.00	0%	0.00	160.33	0%	0.00
01	MEDICAID-MICHIGAN	0.00	698.02	1%	0.00	1,620.37	1%	2,151.20
02	MEDICARE-MICHIGAN	12,261.34	8,500.01	12%	19,145.15	15,281.37	13%	47,020.60
04	BCBSM	6,792.52	9,020.65	13%	16,947.61	11,117.60	9%	17,368.00
07	MCARE	1,025.09	2,409.05	3%	2,808.79	2,883.23	2%	1,078.80
11	BCN	5,522.11	6,607.26	9%	11,304.76	11,078.00	9%	19,609.60
12	CHAMPUS/TRICARE	1,795.92	299.32	0%	1,795.92	849.07	1%	904.40
13	CIGNA/CONNECTICUT GENER	0.00	0.00	0%	0.00	386.67	0%	2,320.00
14	AETNA LIFE & CASUALTY	0.00	173.67	0%	0.00	173.67	0%	0.00
59	UNITED HEALTH CARE	818.89	1,327.64	2%	818.89	2,240.00	1%	4,376.00
99	GOLDEN RULE INSURANCE C	0.00	21.49	0%	0.00	0.00	0%	0.00
09A	PHP	20.00	1,290.75	2%	869.45	1,254.33	1%	0.00
MCD	MEDICAL ASSISTANCE	0.00	802.47	1%	0.00	2,085.27	2%	3,151.20
1493	HOSPICE	0.00	0.00	0%	0.00	188.60	0%	1,131.60
3002	VETERANS ADMINISTRATION	1,066.00	1,308.67	2%	2,652.40	532.73	0%	2,207.20
3936	ALLIED BENEFITS	0.00	359.00	1%	872.66	0.00	0%	0.00
5001	PRIORITY HEALTH	0.00	850.80	1%	2,984.00	1,182.00	1%	2,412.00
5092	MCLAREN HEALTH PLAN	0.00	176.33	0%	0.00	176.33	0%	0.00
5988	HAP PREFERRED PPO	0.00	0.00	0%	0.00	168.00	0%	1,008.00
A002	ALLSTATE	0.00	157.67	0%	0.00	157.67	0%	0.00
A003	AUTO OWNERS	0.00	548.43	1%	0.00	369.20	0%	0.00
A004	CITIZENS	0.00	363.33	1%	0.00	176.33	0%	0.00
A005	FARM BUREAU	397.47	550.13	1%	397.47	192.33	0%	1,154.00
A008	STATE FARM INSURANCE	2,690.70	847.35	1%	3,715.40	905.67	1%	0.00
A018	LIBERTY MUTUAL	0.00	50.00	0%	0.00	555.67	0%	0.00
A037	PROGRESSIVE AUTO	2,274.00	379.00	1%	2,274.00	368.67	0%	0.00
A073	USAA	0.00	163.00	0%	0.00	0.00	0%	0.00
A077	FREMONT MUTUAL INS	0.00	179.27	0%	0.00	0.00	0%	0.00
A080	FRANKENMUTH INS	0.00	192.33	0%	1,154.00	0.00	0%	0.00
COMM	COMMERCIAL INSURANCE	612.59	698.07	1%	612.59	1,036.80	1%	2,344.40
M001	MCLAREN HEALTH PLAN	6,101.60	7,123.97	10%	12,952.17	15,542.72	13%	22,479.60
M004	MOLINA HEALTH CARE OF M	0.00	79.04	0%	0.00	175.80	0%	0.00
M005	PRIORITY HEALTH	0.00	60.91	0%	0.00	164.53	0%	0.00
M015	GREAT LAKES HEALTH PLAN	1,009.12	768.77	1%	96.63	2,207.20	1%	2,207.20
M016	MERIDIAN HEALTH PLAN	0.00	75.14	0%	0.00	514.47	0%	1,025.60
P001	HUMANA GOLD PLUS	6,052.94	5,600.93	8%	11,887.90	11,622.80	10%	28,789.20
P004	MEDICARE PLUS BCBSM	16,266.89	14,349.68	20%	29,217.83	25,842.07	21%	48,830.40
P013	AETNA ADVANTAGE	25.00	672.18	1%	1,279.32	1,338.93	1%	1,865.60
P017	WELLCARE	0.00	90.40	0%	0.00	159.27	0%	0.00
P041	PRIORITY HEALTH ADVANTA	1,732.58	2,946.94	4%	5,449.77	6,064.33	5%	16,720.40
P101	HAP SENIOR PLUS	0.00	103.24	0%	300.00	345.40	0%	1,009.60
P111	MCLAREN ADVANTAGE	363.30	380.24	1%	589.40	866.27	1%	1,928.00
SELF	SELF PAY	100.00	517.82	1%	643.19	3,346.00	3%	7,302.00
W324	SEDGWICK	0.00	139.52	0%	0.00	0.00	0%	0.00
W594	CORVEL CORPORATION	0.00	107.47	0%	0.00	173.33	0%	0.00

DATE PRINTED : 02/27/26
CLOSING DATE : 02/28/26

MANAGEMENT LETTER FEBRUARY 2026 BY TOTAL PRACTICE
FOR GRAND LEDGE AREA AMBULANCE SRV
TOTAL PRACTICE

TOTALS	66,928.06 DOWN 6%	70,989.96 100%	132,061.33	111,333.00 DOWN 9%	121,816.88 100%	240,394.60
--------	----------------------	-------------------	------------	-----------------------	--------------------	------------

DATE PRINTED : 02/27/26
 CLOSING DATE : 02/28/26

MANAGEMENT LETTER FEBRUARY 2026 BY TOTAL PRACTICE
 FOR GRAND LEDGE AREA AMBULANCE SRV
 TOTAL PRACTICE

CODE	ADJUSTMENT CODE	THIS MONTH (\$)	MONTHLY AVERAGE (\$)	% AVG MONTH	YEAR TO DATE (\$)
C2	COURTESY DISCOUNT PER CLIENT	0.00	-95.24	0%	0.00
C3	BCBSM CONTRACTUAL WRITEOFF	-858.00	-1,872.21	3%	-3,654.47
C4	MEDICARE CONTRACTUAL WRITEOFF	-15,269.18	-7,676.20	12%	-21,967.58
C5	WRITE-OFF CORRECTION	0.00	-17.39	0%	-104.32
C7	SMALL BALANCE CREDIT	-21.05	-11.80	0%	-46.67
C9	MEDICAID CONTRACTUAL WRITEOFF	-1,235.37	-3,702.15	6%	-3,062.76
CD	PHP CONTRACTUAL WRITEOFF	0.00	-387.05	1%	0.00
ce	WORKERS COMP CONTRACT WRITEOFF	0.00	-102.68	0%	0.00
Cf	TRICARE CONTRACTUAL WRITEOFF	-1,324.88	-220.81	0%	-1,324.88
Cg	AUTO INSURANCE WRITEOFF	-2.30	-1.33	0%	-3.60
CK	COLLECTION BAD DEBT SYS USED	-9,049.85	-8,565.68	14%	-17,380.84
CK	MISC CONTRACTUAL WRITEOFF	-779.17	-2,634.88	4%	-3,233.34
C1	MEDICAID HMO CONTRACT WRITEOFF	-10,156.00	-11,458.66	18%	-19,355.58
CL	BCN-HC CONTRACTUAL WRITEOFF	-2,701.39	-1,483.06	2%	-3,487.29
CMP	MCR PLUS CONTRACTUAL WRITEOFF	-25,978.55	-23,180.24	37%	-51,712.99
CUP	UHC CONTRACTUAL WRITEOFF	-180.00	-40.00	0%	-180.00
C223	GOVT MANDATED ADJ (CREDIT)	-687.65	-849.25	1%	-1,295.60
DECE	DECEASED	-860.00	-774.83	1%	-985.74
CREDIT TOTALS		-69,103.39	-63,073.46	100%	-127,795.66
D1	SMALL BALANCE DEBIT	4.38	2.27	0%	4.38
D4	REFUND	1,363.79	315.21	8%	1,363.79
D5	WRITE-OFF CORRECTION	7,664.71	2,864.80	72%	9,165.93
D8	COLLECTION RECOVERY	858.98	767.71	19%	858.98
DIP	CARRIER INTEREST PAYMENT	0.00	0.44	0%	0.00
D223	GOVT MANDATED ADJ (DEBIT)	0.00	5.02	0%	11.91
DEBIT TOTALS		9,891.86	3,955.45	100%	11,404.99
TOTALS		-59,211.53	-59,118.01		-116,390.67

DATE PRINTED : 02/27/26
 CLOSING DATE : 02/28/26

MANAGEMENT LETTER FEBRUARY 2026 BY TOTAL PRACTICE
 FOR GRAND LEDGE AREA AMBULANCE SRV
 TOTAL PRACTICE

CODE	FINANCIAL CATEGORY	AMOUNT (\$)	% OF TOTAL	DAYS IN A/R
01	MEDICAID-MICHIGAN	9,527.00	9.0%	176
02	MEDICARE-MICHIGAN	16,106.41	15.0%	32
04	BCBSM	-12,245.63	-11.0%	
11	BCN	1,057.60	1.0%	
12	CHAMPUS/TRICARE	3,162.24	3.0%	112
13	CIGNA/CONNECTICUT GENERAL	2,320.00	2.0%	
36	BANKERS LIFE	450.97	0.0%	
45	AARP	214.60	0.0%	
59	UNITED HEALTH CARE	1,106.00	1.0%	
266	ALLSTATE	92.26	0.0%	
MCD	MEDICAL ASSISTANCE	2,085.20	2.0%	
REJ	INSURANCE REJECT	133.61	0.0%	
1581	CHAMPVA	125.82	0.0%	
3851	USAA LIFE INS CO	125.74	0.0%	
5001	PRIORITY HEALTH	1,182.00	1.0%	
5172	APWU HEALTH PLAN	142.39	0.0%	
A003	AUTO OWNERS	1,122.00	1.0%	
A005	FARM BUREAU	1,154.00	1.0%	
A018	LIBERTY MUTUAL	306.10	0.0%	
A037	PROGRESSIVE AUTO	91.33	0.0%	
COLL	COLLECTION	1,295.00	1.0%	95
COMM	COMMERCIAL INSURANCE	4,241.28	4.0%	2
HOLD	HOLD STATUS	10,126.56	9.0%	1
LETT	COLLECTION LETTERS	5,282.96	5.0%	11
M001	MCLAREN HEALTH PLAN	5,557.20	5.0%	
M015	GREAT LAKES HEALTH PLAN INC	2,191.20	2.0%	
M016	MERIDIAN HEALTH PLAN	1,025.60	1.0%	13
P001	HUMANA GOLD PLUS	5,000.00	5.0%	4
P004	MEDICARE PLUS BCBSM	3,852.31	4.0%	19
P041	PRIORITY HEALTH ADVANTAGE	3,811.48	4.0%	
P101	HAP SENIOR PLUS	1,009.60	1.0%	318
SELF	SELF PAY	35,444.61	33.0%	
W108	HASTINGS MUTUAL	1,249.00	1.0%	
TOTALS		108,346.44	100.0%	27

*CALCULATED USING AVG TOTAL
 *CALCULATED USING AVG TOTAL

LAGSE TIME FROM SERVICE DATE TO BILLING IS 9 DAYS. LAST MONTH 13 DAYS.

ENCOUNTER STATISTICS
 MONTHLY COMPARISON

MONTH	ENCOUNTERS	AVG ENCTR	CURRENT MTH CHG/ENCTR	AVG MTH CHG/ AVG MTH ENCTR	AVG MTH REC/ AVG MTH ENCTR	AVG MTH ADJ/ AVG MTH ENCTR
MARCH	119	120	1,008.04	1,004.12	-549.99	-408.74
APRIL	107	117	1,004.96	1,005.86	-561.27	-423.45
MAY	160	125	1,022.10	1,009.47	-499.17	-381.12
JUNE	111	125	1,009.42	1,008.07	-539.47	-405.33
JULY	135	124	1,013.05	1,007.43	-561.05	-405.52
AUGUST	112	124	1,015.26	1,012.82	-596.21	-409.01
SEPTEMBER	130	126	1,006.28	1,011.11	-612.45	-406.55
OCTOBER	140	131	1,026.28	1,018.51	-608.58	-392.79
NOVEMBER	107	123	1,011.26	1,009.78	-646.84	-415.37
DECEMBER	118	124	995.92	1,008.99	-634.75	-419.46
JANUARY	107	119	1,000.22	1,009.74	-632.46	-432.73
FEBRUARY	135	123	1,003.55	1,006.40	-603.05	-419.43
MARCH	124	122	1,013.72	1,007.66	-606.69	-424.10
APRIL	137	121	1,004.04	1,007.55	-625.14	-408.60
MAY	144	128	1,053.35	1,009.06	-624.94	-393.40
JUNE	117	127	1,108.05	1,032.91	-617.22	-376.66
JULY	123	130	1,105.47	1,046.19	-623.24	-394.98
AUGUST	131	129	1,122.24	1,069.21	-630.79	-409.55
SEPTEMBER	108	127	1,095.73	1,076.38	-608.72	-409.29
OCTOBER	124	125	1,082.15	1,089.11	-618.62	-458.19
NOVEMBER	101	117	1,013.45	1,093.32	-627.57	-497.42
DECEMBER	124	119	1,093.73	1,083.32	-627.77	-507.90
JANUARY	120	118	1,075.51	1,082.74	-619.08	-502.94
FEBRUARY	107	114	1,040.50	1,068.57	-622.72	-518.58

STATISTICAL INFORMATION

ITEM	COUNT	MONTH TO DATE (\$)	% OF TOTAL	YEAR TO DATE (\$)
PATIENT ENCOUNTERS	107	111,333.00		240,394.60
NEW INSURANCE CLAIMS SENT	134	124,418.92		290,941.62
INSURANCE FOLLOW-UP SENT	0	0.00		0.00
HARDCOPY INSURANCE CLAIMS SENT	6	4,431.44	3.56%	12,512.72
CLAIMS SUBMITTED ELECTRONICALLY	128	119,987.48	96.44%	278,428.90
PRIVATE STATEMENTS SENT	85	0.00		0.00
DUNNING LETTERS SENT	11	5,431.19		11,478.23
MOVED TO CO STATUS	22	9,049.85		17,380.84
INTEREST/LATE FEE	0	0.00		0.00
OVERPAYMENT LETTERS	0	0.00		0.00
REFUND SHEETS	5	1,363.79		1,363.79
DEMAND PRINTED INSURANCE BILLS	0	0.00		0.00
DEMAND PRINTED STATEMENTS	0	0.00		0.00
OUTSOURCED STATEMENTS SENT	85	0.00		0.00
FAST FORWARD UPDATES	0	0.00		0.00
RECEIPTS POSTED ELECTRONICALLY	146	65,474.81	97.83%	119,882.20
CREDIT CARD PAYMENTS	0	0.00		0.00
EOB TO 835 POSTING	0	0.00		0.00
SELF PAY REMITTANCE	0	0.00		0.00
INSURANCE REMITTANCE	146	65,474.81		119,882.20
ROSTER INVOICES GENERATED	0			
TOTAL OUTSOURCED INVOICES	0			
TOTAL OUTSOURCED PAGES	0			
TOTAL FAXED INVOICES	0			
TOTAL FAXED PAGES	0			
TOTAL EMAILED INVOICES	0			
DEMAND ROSTER INVOICES GENERATED	0			
TOTAL OUTSOURCED INVOICES	0			
TOTAL OUTSOURCED PAGES	0			
TOTAL FAXED INVOICES	0			
TOTAL FAXED PAGES	0			
PATIENTS ON FILE	2,841			
LAST TICKET NUMBER USED	12798			

**** - Calculated number too large or too small to display



Eaton County Central Dispatch

911 Courthouse Dr. | Charlotte MI 48813
Phone: 517-543-4913 | Fax: 517-543-3036

Kelley Flynn, *Director*
Francis D'Huyvetter, *Deputy Director*

Monthly Report: February 2026

Monthly Statistics:

- Total Telephone Calls: **7,988**
 - Emergency Lines: **3,091**
 - Non-Emergency Lines: **4,897**
- Text-to-911 Sessions: **22**
- Total Incidents: **6,623**
 - EMS: **1,403**
 - Fire: **795**
 - Law Enforcement: **4,425**
- Addresses Issued: **7**
- Radio Support Tickets: **8**
- RAVE Mobile Safety:
 - Smart911 Safety Profile Activity: **77**
 - Smart911 Safety Profiles Created: **86**
 - RAVE Facility Profile Activity: **148**
 - RAVE Facility Profiles Created: **0**
 - RAVE Panic Button Activity: **14**

Training & Exercise:

- Director Flynn & Deputy Director D'Huyvetter participated in the Michigan Eye of the Storm Public Alerting Drill.
- Director Flynn & Deputy Director D'Huyvetter attended the Coordinated Response & Excavator Exercise which focuses on pipeline emergency response.
- Telecommunicator Erk attended Advanced 40-Hour Dispatch School which is a state-mandated training.
- Director Flynn attended NENA's 911 Goes to Washington D.C. to discuss reclassification of 911 telecommunicators and sustainable federal funding for NG911 Implementation.

Facility Projects:

- None

Technology & Radios:

- **Current Projects in Progress:**
 - ASAP to PSAP
 - Eaton911 Connect App
 - Radio Encryption
 - Unify CAD-to-CAD
 - PowerDMS Vitals

Communications Unit Support:

- **Events/Exercises:**
 - None

- **Incident Radio Communication Plans Created:**
 - None

Operations:

- The monthly test of the Outdoor Warning Sirens was conducted on February 7th.
- There is one (1) applicant with a tentative start date of March 9th and three (3) applicants on the hiring waitlist.
- Director Flynn & Deputy Director D'Huyvetter attended the Eaton County School Safety Check-in meeting.
- Director Flynn & Deputy Director D'Huyvetter attended the Eaton County Chiefs of Police meeting.
- State Representative Angela Witwer presented the State of Michigan Special Tribute to Director Flynn in recognition of receiving the 2025 Michigan APCO President's Award.

Operational Staffing Report:

- **Public Safety Telecommunicators**
 - Fully Trained: 15
 - In Training: 0
 - Vacant: 1
- **Supervisors**
 - Fully Trained: 6
 - In Training: 0
 - Vacant: 0

Outreach & Public Relations Events:

- Deputy Director D'Huyvetter delivered the Michigan Public Safety Communications System (MPSCS) End-User training to the Lansing Community College Police Academy.

Yours Truly,



Kelley Flynn
Director



Eaton County Central Dispatch

Total Calls For Service

February 2026				
Type Agency	Month To Date		Year To Date	
	Calls	%/Total	Calls	%/Total
EMS	1,403	21.2%	2,957	21.5%
Fire	795	12.0%	1,718	12.5%
Police	4,425	66.8%	9,085	66.0%
Total Calls	6,623	100.0%	13,760	100.0%

Eaton County Central Dispatch EMS Calls For Service

February 2026				
Agency	Month To Date		Year To Date	
	Calls	%/Total	Calls	%/Total
Benton Twp. EMS	66	4.7%	134	4.5%
Delta Twp. EMS	472	33.6%	1,013	34.3%
Eaton Area EMS	539	38.4%	1,123	38.0%
Grand Ledge EMS	161	11.5%	331	11.2%
Vermontville EMS	20	1.4%	43	1.5%
Windsor Twp. EMS	96	6.8%	209	7.1%
Outside Agencies*	49	3.5%	104	3.5%
<i>DLHE(0), LIFE(0), LTEM(16), NEMS(14), PRTE(19), LAEM(0)</i>				
Total EMS Calls	1,403	100.0%	2,957	100.0%

* Agencies Outside Eaton County

Eaton County Central Dispatch

Fire Calls For Service

February 2026				
Agency	Month To Date		Year To Date	
	Calls	%/Total	Calls	%/Total
Bellevue Fire	20	2.5%	48	2.8%
Benton Twp Fire	15	1.9%	43	2.5%
Charlotte Fire	160	20.1%	353	20.5%
Delta Fire	267	33.6%	558	32.5%
Eaton Rapids City	59	7.4%	122	7.1%
Eaton Rapids Twp.	61	7.7%	123	7.2%
Grand Ledge Fire	66	8.3%	147	8.6%
Hamlin Twp Fire	16	2.0%	35	2.0%
Olivet Fire	22	2.8%	51	3.0%
Roxand Twp. Fire	10	1.3%	18	1.0%
Sunfield Fire	39	4.9%	85	4.9%
Vermontville Fire	11	1.4%	22	1.3%
Windsor Fire	40	5.0%	98	5.7%
Outside Agencies*	9	1.1%	15	0.9%
<i>LAFD(2), LTFD(7), DLHF(0), NASH(0)</i>				
Total Fire Calls	795	100.0%	1,718	100.0%

* Agencies Outside Eaton County

Eaton County Central Dispatch

Police Calls For Service

February 2026				
Agency	Month To Date		Year To Date	
	Calls	%/Total	Calls	%/Total
Bellevue Police	20	0.5%	41	0.5%
Charlotte Police	515	11.6%	1,059	11.7%
Eaton County Sheriff	1,833	41.4%	3,659	40.3%
<i>Delta</i>	1,610	36.4%	3,226	35.5%
<i>Out County</i>	223	5.0%	433	4.8%
<i>Animal Control</i>	17	0.4%	46	0.5%
Eaton Rapids Police	218	4.9%	453	5.0%
Grand Ledge Police	426	9.6%	882	9.7%
Michigan State Police	1,253	28.3%	2,662	29.3%
Olivet Police	52	1.2%	98	1.1%
Pottersville Police	67	1.5%	146	1.6%
Outside Agencies*	41	0.9%	85	0.9%
<i>DNR(24), ME(17)</i>				
Total Police Calls	4,425	100.0%	9,085	100.0%

Eaton County 911 Phone Calls Received in 2026			
Month	911	Non-emergency	Total Calls
January	3,632	5,181	8,813
February	3,091	4,897	7,988
March			-
April			-
May			-
June			-
July			-
August			-
September			-
October			-
November			-
December			-
TOTAL	6,723	10,078	16,801

Eaton County New Builds

Date Issued	Certificate #	New Address	City	Zip Code	Permit Type
February 5, 2026	2026-4	75 DANFORD LN	EATON RAPIDS	48827	COMMERCIAL
February 17, 2026	2026-5	10292 W KINSEL HWY	VERMONTVILLE	49096	EXISTING BARN
February 17, 2026	2026-7	2447 OSBORN HWY	OLIVET	49076	NEW BUILD
February 24, 2026	2026-8	12683 N CLINTON TR	SUNFIELD	48890	NEW BUILD
February 25, 2026	2026-10	4318 N SHAYTOWN RD	VERMONTVILLE	49096	AG EXEMPT
February 25, 2026	2026-9	4279 E BELLEVUE HWY	EATON RAPIDS	48827	AG EXEMPT
February 27, 2026	2026-11	11201 WINDSWEPT DR	GRAND LEDGE	48837	NEW BUILD

EATON COUNTY 911

Events by Nature Code by Agency

Agency: GLFD, Event date/Time range: 02/01/2026 00:00:00 - 02/28/2026 23:59:59

Agency Code	Nature Code	Rpt Only	Self Init	CFS	Total	% Total	Avg Disp Time	Avg Resp Time	Avg Scene Time	Total Call Time	Avg Call Time
GLFD	AUTOMATIC CRASH NOTIFICATION	0	0	1	1	2%	0:00:22	0:09:33	0:15:47	0:25:42	0:25:42
	CARDIAC OR RESP ARREST	0	0	4	4	6%	0:00:28	0:07:56	0:24:35	1:33:00	0:23:15
	CO ALARM WITH MEDICAL SYMPTOMS	0	1	0	1	2%	0:00:01	0:04:02	0:35:57	0:40:00	0:40:00
	COMMERCIAL FIRE ALARM	0	0	3	3	5%	0:01:31	0:05:59	0:29:19	1:50:29	0:36:50
	COMMERCIAL STRUCTURE FIRE	0	0	1	1	2%	0:00:02	0:11:46	0:03:58	0:15:46	0:15:46
	COMPLAINT FIRE INVESTIGATION	0	3	3	6	9%	0:02:33	0:05:58	0:17:02	2:25:39	0:24:17
	MEDICAL ASSIST	0	0	37	37	56%	0:00:15	0:04:37	0:14:44	11:45:36	0:19:04
	MISCELLANEOUS FIRE RUN	0	0	2	2	3%	0:09:02	0:08:44	0:11:29	0:45:19	0:22:40
	ODOR INVESTIGATION	0	1	0	1	2%	0:00:00	0:00:00	0:15:34	0:15:34	0:15:34
	PERSONAL INJURY CRASH	0	0	4	4	6%	0:00:19	0:06:51	0:31:19	1:32:21	0:23:05
	STRUCTURE FIRE LARGE	0	0	6	6	9%	0:00:19	0:17:33	0:49:35	4:48:09	0:48:02
	Subtotals for No Summary Code	0	5	61	66	100%	0:01:29	0:08:18	0:22:40	26:17:35	0:26:45
	Subtotals for GLFD	0	5	61	66	100%	0:01:29	0:08:18	0:22:40	26:17:35	0:26:45


EATON COUNTY 911

Events by Nature Code by Agency

Agency: GEMS, Event date/Time range: 02/01/2026 00:00:00 - 02/28/2026 23:59:59

Agency Code	Nature Code	Rpt Only	Self Init	CFS	Total	% Total	Avg Disp Time	Avg Resp Time	Avg Scene Time	Total Call Time	Avg Call Time
GEMS	ABDOMINAL PAIN/PROBLEMS	0	0	5	5	3%	0:02:10	0:05:12	0:59:36	5:32:40	1:06:32
	ALLERGIES/ENVENOMATIONS	0	0	1	1	1%	0:01:48	0:03:23	0:51:23	0:56:34	0:56:34
	AUTOMATIC CRASH NOTIFICATION	0	0	1	1	1%	0:01:15	0:08:58	0:57:00	1:07:13	1:07:13
	BACK PAIN (NON TRAUMATIC)	0	0	1	1	1%	0:00:00	0:06:46	1:18:44	1:25:30	1:25:30
	BREATHING PROBLEMS	0	0	20	20	12%	0:02:01	0:08:32	1:01:53	20:46:10	1:02:19
	CARBON MONOXIDE/INHALATION	0	1	0	1	1%	0:00:03	0:03:48	0:10:10	0:14:01	0:14:01
	CARDIAC OR RESP ARREST	0	0	6	6	4%	0:02:00	0:06:55	0:51:56	6:05:05	1:00:51
	CHEST PAIN (NON-TRAUMATIC)	0	0	9	9	6%	0:01:59	0:04:21	0:59:16	9:46:04	1:05:07
	CONVULSIONS/SEIZURES	0	0	1	1	1%	0:02:04	0:01:53	1:32:14	1:36:11	1:36:11
	DIABETIC PROBLEMS	0	0	4	4	2%	0:02:29	0:04:06	1:12:21	5:15:46	1:18:57
	EMS STANDBY	1	0	1	2	1%	0:00:04	0:04:29	0:10:51	0:15:24	0:15:24
	FALLS	0	0	16	16	10%	0:02:18	0:07:07	0:49:04	15:33:34	0:58:21
	HEADACHE	0	0	2	2	1%	0:00:00	0:10:00	1:08:06	2:36:11	1:18:06
	HEART PROBLEMS	0	0	7	7	4%	0:02:59	0:07:52	0:58:26	6:59:23	0:59:55
	HEAT/COLD EXPOSURE	0	0	1	1	1%	0:02:47	0:07:15	6:40:37	6:50:39	6:50:39
	HEMORRHAGE/LACERATIONS	0	0	4	4	2%	0:02:37	0:06:19	1:46:52	5:48:19	1:27:05
	OVERDOSE/POISONING	0	0	1	1	1%	0:00:00	0:17:25	1:14:17	1:31:42	1:31:42
	PERSONAL INJURY CRASH	0	0	5	5	3%	0:00:11	0:06:22	0:25:23	2:05:06	0:25:01
	PSYCHIATRIC/ABNORMAL BEHAVIOR	0	0	3	3	2%	0:01:22	0:05:44	0:59:37	3:20:11	1:06:44
	SHOOTING VICTIM	0	0	1	1	1%	0:00:00	0:09:16	0:52:30	1:01:46	1:01:46
	SICK PERSON	0	0	25	25	16%	0:02:39	0:07:16	1:01:07	28:28:13	1:08:20
	STAB/GUNSHOT/PENETRATING	0	0	1	1	1%	0:01:17	0:10:50	1:28:10	1:40:17	1:40:17
	STROKE (CVA)	0	0	9	9	6%	0:02:37	0:07:11	1:04:53	9:54:34	1:06:04

Agency Code	Nature Code	Rpt Only	Self Init	CFS	Total	% Total	Avg Disp Time	Avg Resp Time	Avg Scene Time	Total Call Time	Avg Call Time
	STRUCTURE FIRE LARGE	0	0	2	2	1%	0:00:48	0:11:12	1:05:01	1:23:51	0:41:56
	TRAFFIC/TRANSPORTATION ACCIDENT	0	0	2	2	1%	0:01:22	0:07:46	0:20:37	0:31:08	0:15:34
	TRAUMATIC INJURIES	0	0	2	2	1%	0:01:03	0:10:38	1:07:06	2:37:33	1:18:47
	UNCONSCIOUS/FAINTING (NEAR)	0	0	11	11	7%	0:01:54	0:06:23	0:55:42	10:43:49	0:58:32
	UNKNOWN PROBLEM (MAN DOWN)	0	0	18	18	11%	0:02:34	0:07:10	0:29:35	10:50:20	0:36:08
	Subtotals for No Summary Code	1	1	159	161	100%	0:01:46	0:07:17	1:09:44	164:57:14	1:14:03
	Subtotals for GEMS	1	1	159	161	100%	0:01:46	0:07:17	1:09:44	164:57:14	1:14:03



2025
ANNUAL REPORT

WHEN EMERGENCIES HAPPEN, BE THE FIRST TO KNOW.



RAVE Alert is Eaton County's Official Emergency Alert & Notification System



Text Message, Phone Call, Email & Social Media

To Register for RAVE Alert via Text Message,
Text **EATON** to **67283**,

visit Smart911.com, or download the Smart911 app today!

Message & data rates may apply.

Go to getrave.com for privacy & terms information.

Text **STOP** to 67283 to cancel or **HELP** to 67283 for tech support.



Sign Up Here



Mission Statement:

Eaton County Central Dispatch (ECCD) is dedicated to providing the vital communications link between our community and public safety responders in a prompt and professional manner.

Values:

We are committed to:

- Delivering services with the utmost efficiency and accuracy.
- Cultivating a professional and respectful work environment that nurtures trust and teamwork.
- Being proactive and progressive in the field of emergency communications in order to provide the citizens and responders of Eaton County with the best service available.

We will diligently strive to fulfill our mission in a way that inspires faith and confidence from the public and all of the agencies we serve.

Executive Summary

It is my pleasure to present the ECCD 2025 Annual Report for your information and review.

In 2025, our primary focus was advancing technology to strengthen operational efficiency, system reliability, and service delivery across Eaton County. We prioritized initiatives that support modern public safety communications, improve interoperability with our partner agencies, and enhance the tools available to ECCD staff as they perform critical, time-sensitive work.

Alongside these efforts, we remained committed to staff development through continued training, cross-training, and succession planning to ensure service continuity and long-term organizational resiliency.

As we look ahead to 2026, ECCD will continue pursuing opportunities to enhance system performance, expand innovation, and strengthen the partnerships that support our shared public safety mission.

I am deeply grateful for the professional and dedicated ECCD staff who carry out our mission 24 hours a day, 365 days a year. We also extend our sincere thanks to the Board of Commissioners, Eaton County departments, the agencies we serve, and the citizens of Eaton County for their continued trust and support. Together, we will build upon our progress and remain committed to excellence.

Truly Yours,



Kelley Flynn
Director

Kelley Flynn, Director



Ms. Kelley Flynn, MPA, ENP, COML, was appointed Director of Eaton County Central Dispatch in 2021. She has served Eaton County for more than 19 years, previously holding roles as a Public Safety Telecommunicator, Communications Training Officer, Supervisor, and Deputy Director. Ms. Flynn holds a Master of Public Administration (MPA) with a concentration in Emergency Management from Jacksonville State University, as well as a Bachelor of Science in Education from Ferris State University.

Ms. Flynn is the proud mother of three children: Andrew, Addison, and Luella.

Executive Summary

Francis D'Huyvetter, Deputy Director



Mr. Francis D'Huyvetter, ENP, COM-T, was appointed Deputy Director of Eaton County Central Dispatch in 2022. He has served Eaton County for more than 19 years and previously held positions as a Public Safety Telecommunicator, Communications Training Officer, and Address and Technology Supervisor. In addition, Mr. D'Huyvetter serves as Fire Chief for the Hamlin Township Fire Department and brings more than 20 years of fire and EMS experience.

Mr. D'Huyvetter is married to Stephanie, and together they have one child, Quinnlyn.

Supervisory Team



Hannah Hunt
LEIN TAC



Elizabeth Howland
Training & Public
Education Coordinator



Jessica Nunham
K9 Handler & Public
Relations Team Leader



Cassandra Yarger
Quality Assurance
Supervisor & Tactical
Dispatch Team
Co-Manager



Brian Jones
Radio Specialist, Fleet
Supervisor, Tactical
Dispatch Team
Co-Manager, & Car Seat
Safety Checkup Leader



Samantha Neirink
CAD Specialist

Tactical Dispatch Team



Cassandra Yarger



Brian Jones



Kelley Flynn



Francis D'Huyvetter



Elizabeth Howland



Jessica Nunham



Samantha Neirink



Michael Bialkowski



Breanna Shaw



Kayelee Cavender



Katherine Hennessy



Madison Heuer



Ashley Wonnacott



K9 Hutch



In The Field

The Eaton County Central Dispatch Tactical Dispatch Team was deployed for emergency communications support at several exercises, incidents, and events throughout the year.



Public Relations & Education Team



Elizabeth Howland



Jessica Nunham



Kelley Flynn



Francis D'Huyvetter



Cassandra Yarger



Samantha Neirink



Nolan Brown



Kayelee Cavender



Alissa Thorne



Megan DeClercq



Katherine Hennessy



Madison Heuer



Ashley Wonnacott



Caelie Lane-Powers



Samantha Ferry



Theresa Hart



Gabrielle Niska



K9 Hutch



Community Outreach

The Eaton County Central Dispatch Public Relations Team took part in several events aimed at educating the community about 9-1-1 services and other related programs.



Car Seat Safety Technicians



Brian Jones



Nolan Brown



Megan DeClercq



Katie Hennessy



Madison Heuer



Ashley Wonnacott



EATON COUNTY CAR SEAT SAFETY CHECKUP



PROVIDED BY:

EATON COUNTY 9-1-1

BOOK YOUR FREE
CAR SEAT SAFETY CHECKUP TODAY!



Keep Your Child Safe on the Road!

For inquiries, call 517-543-7500 ext. 6455 or
email 911carseat@eatoncounty.org

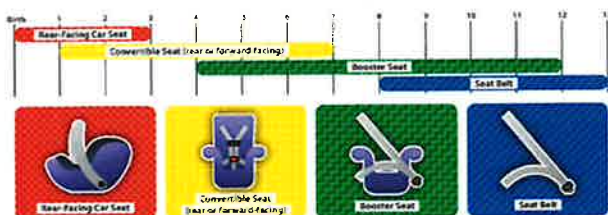
To Learn More, Visit :

<https://www.eatoncounty.org/1283/Car-Seat-Safety-Checkup>



Eaton County Central Dispatch's Child Passenger Safety Technicians are committed to ensuring the safety of children on the road. With extensive training and a deep dedication to their mission, these professionals work tirelessly to educate parents and caregivers on proper car seat installation and usage. Their efforts not only enhance the well-being of individual families but also contribute to the overall safety of our community's youngest passengers.

How to Choose the Right Car Seat



Communications Training Officers



Elizabeth Howland



Kelley Flynn



Francis D'Huyvetter



Hannah Hunt



Jessica Nunham



Cassandra Yarger



Brian Jones



Samantha Neirink



Michael Bialkowski



Kayelee Cavender



Megan DeClercq



Katherine Hennessy



Madison Heuer



Ashley Wonnacott



K9 Hutch



Training Cadre

Communications Training Officers (CTOs) are responsible for on-the-job training and supervision of new telecommunicators. The telecommunicator training program can take six (6) to nine (9) months to ensure that the telecommunicator is equipped with the proper knowledge, resources, and skills. The CTOs are the heart and soul of the training program and have the support and guidance of the Training Cadre, consisting of CTOs, Supervisors, and Administration.



Trainees Who Successfully Completed the Training Program in 2025



Kennedy Erk



Samantha Ferry




Daniel LaLone

Facility K9 Hutch

Hutch, our facility K9, is a Labradoodle who lives with his primary handler, Supervisor Jes Nunham, and sometimes stays with his backup handler, Director Flynn. He began his training at just eight weeks old, provided by Canines for Change, a local organization that specializes in training service and facility dogs to enhance the lives of children and adults.



Facility K9 Hutch



Years of Service Award



**Supervisor
Hannah Hunt**



**Supervisor
Jessica Nunham**



Retirement



**Supervisor Richard Thacker
16 Years of Service**

Welcome to Our Team



Kennedy Erk



Samantha Ferry



Daniel LaLone

The Over Achievers of the Year

Most Answered Calls



Matthew Bennett: 7,321



The 3 Second Club:

PSTs who have a yearly average of three (3) seconds answering the phone.

Nolan Brown	Madison Heuer
Breanna Shaw	Ashley Wonnacott
Kayelee Cavender	Caelie Lane-Powers
Alissa Thorne	Kennedy Erk
Daniel Riley	Dan LaLone
Megan DeClercq	Samantha Ferry
Katherine Hennessy	

Most Overtime Worked



Ashley Wonnacott: 407.25 Hours



Most Hours Worked



Ashley Wonnacott: 2,058.5 Hours

Most Daily Observation Reports (DORs) completed as a CTO



Madison Heuer: 37 DORs



Most Weeklys completed as a CTO Supervisor



Brian Jones: 14 Weeklys

Eaton County 9-1-1 Awards

Team of the Year Award

High-Risk Pursuit & Officer Involved Shooting



Supervisor
Yarger



Telecommunicator
Brown



Telecommunicator
DeClercq

On January 11, a rapidly escalating threat turned into a dangerous pursuit and deadly encounter. Through a swift, composed, and highly professional response, this team played a critical role in protecting lives and preventing further tragedy. From the initial call, they coordinated law enforcement response, safeguarded the intended victim, managed multiple talk groups, and ensured EMS and fire units were staged safely—all while delivering vital real-time information in a high-risk, dynamic environment. Cassandra Yarger, Nolan Brown, Megan DeClercq, and their teammates exemplified exceptional teamwork, communication, and calm under pressure. Their actions reflect the highest standard of public safety communications and truly earned them recognition as Team of the Year.

Customer Service Award

Telecommunicator Katie Hennessy



Telecommunicator Katie Hennessy was honored with the Customer Service Award for her exceptional dedication to both callers and responders. She brings compassion, professionalism, and calm to every interaction, providing reassurance to callers during difficult moments and steady support to field units during complex incidents. Responsible, resilient, and adaptable, Katie consistently delivers the highest standard of service and exemplifies what true customer service means at Eaton County 9-1-1.

Eaton County 9-1-1 Awards

Above & Beyond Award Supervisor Brian Jones



Supervisor Brian Jones received the Above and Beyond Award for his unwavering dedication and quiet leadership. Always willing to step in, stay late, or help without being asked, Brian is a steady and dependable presence throughout the center. From behind-the-scenes problem-solving to hands-on support on the floor, he consistently does whatever it takes to help others succeed—truly exemplifying what it means to go above and beyond.

Distinguished Character Award Telecommunicator Nicholas Smith



Telecommunicator Nicholas Smith received the Distinguished Character Award for exemplifying integrity, compassion, and professionalism beyond his years. Though one of the youngest members of the team, Nicholas consistently demonstrates maturity, responsibility, and a quiet confidence rooted in respect and humility. He takes ownership of his work, supports both callers and coworkers with care, and leads by example, proving that true leadership is defined by character, not tenure.

Stacy Lynn Sprouse Award

Stacy Lynn Sprouse

January 9th, 1981 - November 23rd, 2005



You Are Gone, Yet Not Forgotten, & Forever In Our Hearts
Thank you for your commitment, service, and sacrifice.

Dispatcher Stacy Sprouse was born January 9, 1981, in Marshall, Michigan, and passed away tragically on November 23, 2005, while on her way to work at Eaton County Central Dispatch during a blizzard. Despite losing her mother at a young age and facing many challenges throughout her life, Stacy remained a bright light for her family, friends, coworkers, and strangers alike. The Stacy Lynn Sprouse Award represents all the good she brought to the world. This award honors her and what she brought to Eaton County Central Dispatch. Stacy was described as full of life, kind and respectful. Her presence at work brightened the center, and she treated each person with dignity, respect, and kindness. Her smile and the sparkle in her eyes made each person feel like they had been her friend from the moment they met her. Stacy had a way of making each coworker, caller, and field unit feel like they were the most important person at that moment and that they mattered. Stacy lived her mission of helping people every day. This was made especially clear as she was returning from a vacation and heard an Amber Alert for a wanted man who had murdered one of his daughters, attempted to kill another female, and then absconded with two of his other daughters. The alert included the vehicle description and license plate of the suspect's car. Stacy made a mental note of the information, miraculously spotted the vehicle shortly after, and called 9-1-1. She followed the car at a safe distance while giving updates to the dispatcher until the police could get the car stopped. The man was taken into custody, and his daughters were found unharmed in the vehicle. The Battle Creek Red Cross Chapter awarded her the "Everyday Hero" Award for her efforts. Stacy's presence is missed every day by those who knew her, and this award is a way to honor her and what she represented as a person and dispatcher at Eaton County Central Dispatch. The Stacy Sprouse Award is presented to the dispatcher who shows the ability to provide excellent customer service, has displayed a high level of empathy, integrity, and humility, and goes above and beyond to help people in their personal and professional lives. Stacy Lynn Sprouse, you are gone, yet not forgotten, and forever in our hearts. Thank you for your commitment, service, and sacrifice.

Stacy Lynn Sprouse Award

Stacy Lynn Sprouse Award Executive Assistant Theresa Hart



Nominated by Libby Howland

Theresa Hart was honored with the Stacy Lynn Sprouse Award, an award that represents compassion, humility, and a deep commitment to helping others. This award carries the legacy of Stacy Sprouse—whose kindness, warmth, and ability to make everyone feel valued left a lasting impact on Eaton County Central Dispatch—and that same spirit is clearly reflected in Theresa.

From the moment Theresa joined Eaton County, she has gone above and beyond her role, providing behind-the-scenes support that keeps the center running smoothly while caring deeply for the people within it. Whether supporting administrative operations, coordinating training, managing logistics, or helping with everyday needs, Theresa approaches everything she does with grace, humor, and a genuine desire to help.

What truly sets Theresa apart is her ability to connect with others. She knows her coworkers as people—remembering their families, their children, and the moments that matter most—and offers steady check-ins, thoughtful gestures, and comfort when it is needed most. Her empathy, professionalism, and kindness embody the spirit of the Stacy Lynn Sprouse Award, and her presence makes Eaton County Central Dispatch a better place every day.

Tree of Life Awards

TREE OF LIFE



Jessica Nunham
01-14-2025



Ashley Wonnacott
02-10-2025



Madison Heuer
08-09-2025



Ashley Wonnacott
08-13-2025



Breanna Shaw
12-08-2025

Michigan APCO Awards

2025 President's Award
Kelley Flynn, Eaton County



Presented by Michigan APCO President Dave Plumb

NG9-1-1 Institute's Award



2025 NG9-1-1 INSTITUTE'S
Outstanding Call Center Award Recipient

EATON COUNTY 9-1-1





2025

Calls for Service
94,524

64,201



19,365



10,958



Total Calls Answered
112,887



Calls on Emergency Lines
45,399



Calls on Non-Emergency Lines
67,116



372 Text-to-911 Sessions

2024 VS. 2025



Calls for Service
2024: 89,741 vs.
2025: 94,524
5% Increase



Total Calls Answered
2024: 114,432 vs.
2025: 112,887
2% Decrease



Law Enforcement
2024: 62,528 vs.
2025: 64,201
3% Increase



Emergency Lines
2024: 44,227 vs.
2025: 45,399
3% Increase



EMS
2024: 17,663 vs.
2025: 19,365
10% Increase



Non-Emergency Lines
2024: 70,205 vs.
2025: 67,116
4% Decrease



Fire
2024: 9,550 vs.
2025: 10,958
15% Increase



Text-to-911
2024: 344 vs.
2025: 372
8% Increase



Law Enforcement Calls for Service

Agency	Calls	Percentage
Bellevue Police	311	0.5%
Charlotte Police	7,342	11.4%
Eaton County Sheriff: Delta Patrol	21,704	33.8%
Eaton County Sheriff: County Patrol	7,199	11.2%
Eaton County Sheriff: Animal Control	756	1.2%
Eaton Rapids Police	3,991	6.2%
Grand Ledge Police	5,054	7.9%
Michigan State Police	15,655	24.4%
Olivet Police	329	0.5%
Potterville Police	1,537	2.4%
Other Agencies	323	0.5%
Total	64,201	100%





Fire Calls for Service

Agency	Calls	Percentage
Bellevue Fire	360	3.3%
Benton Township Fire	315	2.9%
Charlotte Fire	2,046	18.7%
Delta Township Fire	3,755	34.3%
Eaton Rapids Fire	830	7.6%
Eaton Rapids Township Fire	815	7.4%
Grand Ledge Fire	954	8.7%
Hamlin Township Fire	221	2.0%
Olivet Fire	303	2.8%
Roxand Township Fire	171	1.6%
Sunfield Township Fire	367	3.3%
Vermontville Township Fire	118	1.1%
Windsor Township Fire	576	5.3%
Other Agencies	127	1.2%
Total	10,958	100%





EMS Calls for Service

Agency	Calls	Percentage
Benton Township EMS	890	4.6%
Delta Township EMS	6,527	33.7%
Eaton Area EMS	7,627	39.4%
Grand Ledge EMS	2,235	11.5%
Vermontville EMS	232	1.2%
Windsor EMS	1,218	6.3%
Other Agencies	636	3.3%
Total	19,365	100%



The Agencies We Serve



Training & Exercises

Eaton County Central Dispatch goes above and beyond state requirements for training and exercises, recognizing the importance in keeping our staff well-prepared to handle emergencies. This commitment is one of the ways ECCD leads the way in delivering exceptional service to the public and first responders. This year, we've participated in both virtual and in-person training and exercises, ensuring our team is always ready to respond.

Hours of
Training in
2025
3,733



Administrative



Eaton County Central Dispatch oversees and maintains all first responder radios in the county. This includes programming, repairs, troubleshooting, and providing training for end-users.

Radio Support Tickets in 2025
65

Eaton County Central Dispatch is responsible for assigning addresses within the county. In recent years, we've seen a growing rise in residential and road development.



Addresses Issued in 2025
73

ECCD enters warrants, conditional bonds, and other orders in the Law Enforcement Information Network (LEIN) for law enforcement agencies in Eaton County.



LEIN Entries in 2025
2,882



RAVE Alerts

Always Be Notified.



Eaton County 911 uses RAVE Alert to send official, real-time alerts to the public with information about potentially life-saving actions they may need to take to keep themselves and their families safe.

Eaton County has a total of 20,397 RAVE Alert subscribers.
RAVE Alert Subscribers Increased by 6% in 2025

Smart 911

Smart 911 is a service that allows residents to create a free safety profile for their household that includes any information they want 9-1-1 and first responders to have in the event of an emergency. 9-1-1 call takers will only have access to your profile when a registered phone number on your account dials 9-1-1.



Smart911[®]

Download the Smart911[®] App
It Could Save Your Life

Eaton County has a total of 15,722 Smart911 Enrollments.
Smart911 Enrollments Increased by 7% in 2025

Download the App Today.



Smart911.com[™]



Sign Up Here

RAVE Facility



RAVE Facility is a free service for Eaton County businesses and organizations to help improve employee and visitor safety while ensuring first responders have essential information when responding to an emergency.

Eaton County has a total of 90 RAVE Facility Enrollments.
RAVE Facility Enrollments Increased by 1% in 2025

RAVE Panic Button



RAVE Panic Button is deployed county-wide in Eaton County School Districts and throughout the Eaton County Government Complex. This enhanced technology instantly dials 9-1-1 while simultaneously immediately alerting on-site personnel of the emergency and opening up a communication channel between responders and others involved in the incident. This technology is used in emergencies and for annual safety drills.

In 2024, the RAVE Panic Button was utilized 104 times.

National Public Safety Telecommunicator Week (NPSTW)



2025 NATIONAL PUBLIC SAFETY TELECOMMUNICATOR WEEK
APRIL 13TH THROUGH APRIL 19TH


"IT'S KIND OF FUN TO DO THE IMPOSSIBLE." - WALT DISNEY

NPSTW is held annually during the second week of April to honor public safety telecommunicators for their commitment, service, and sacrifice. We celebrated this week with dress-up days, an award ceremony, shift bowling, treats, and much more!



We Are Family!

At Eaton County 9-1-1, we work nights, weekends, holidays, and sometimes long hours to serve our community. But we make sure to involve our families as much as possible. Whether they're stopping by for a visit, helping with public relations events, or spending time with us outside of work, our families are an important part of our team and help us stay connected during the long shifts.



2025 Photos



2025 Photos





Eaton County Central Dispatch

911 Courthouse Dr.
Charlotte, MI 48813

EMERGENCY: 9-1-1

CALL IF YOU CAN, TEXT IF YOU CAN'T

Non-Emergency: 517-543-3510

Email: dispatch@eatoncounty.org

Emergency Alerts: Text EATON to 67283, register at Smart911.com, or download the Smart911 app today!




RAVE Facility™

Protect Your Employees,
Visitors, and Property

RAVE Facility is a free service for Eaton County businesses and organizations to help improve employee and visitor safety while ensuring first responders have essential information when responding to an emergency.

How does it work?

- Create a free and secure Facility Profile for your business or organization at www.ravefacility.com, adding key details about campuses, buildings, landlines, floor plans, contacts, and more.
- In an emergency, 9-1-1 can view and utilize information in the Facility Profile to coordinate a faster, more effective response.
- First responders will then have essential information to act quickly and improve situational awareness.



Watch the Video:

Overview of RAVE Facility
& How to Get Started by
scanning the QR Code

